
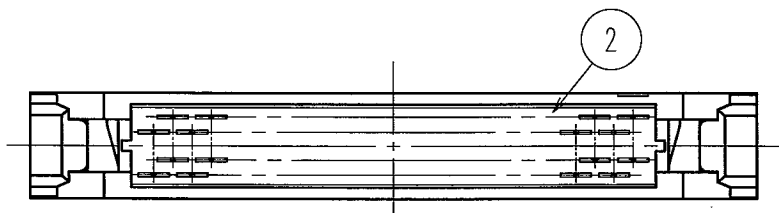
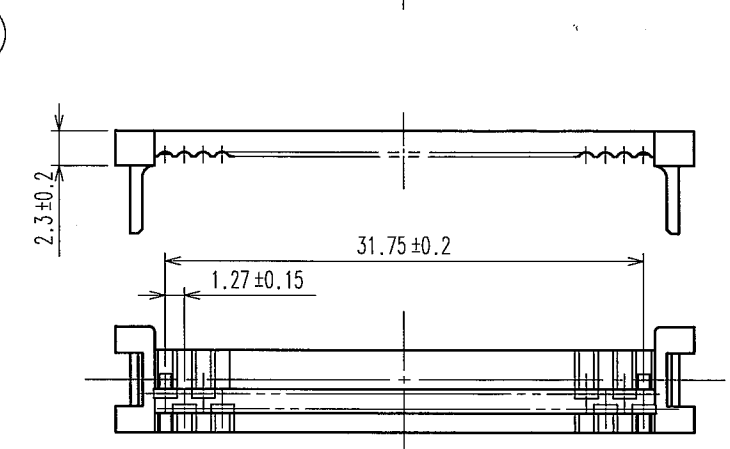
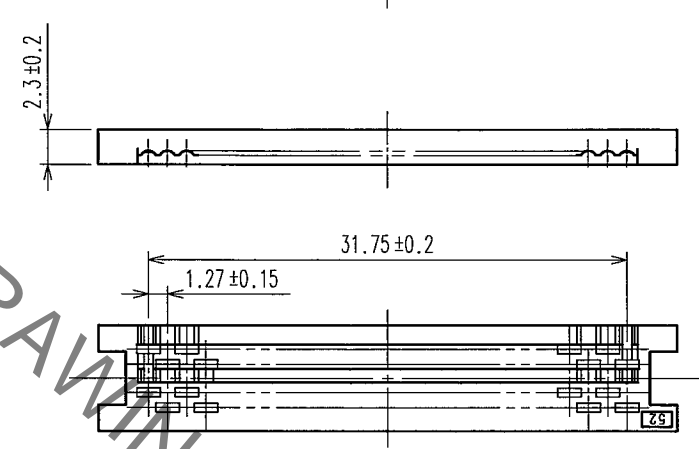
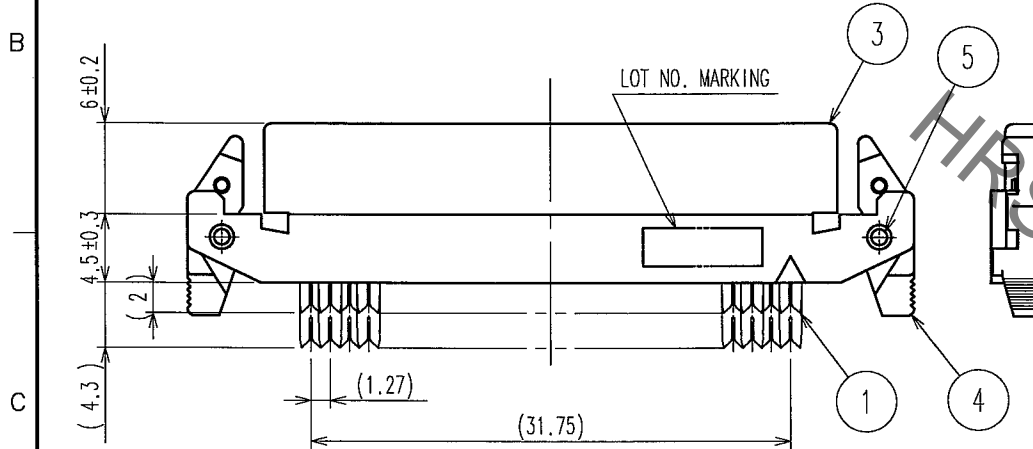
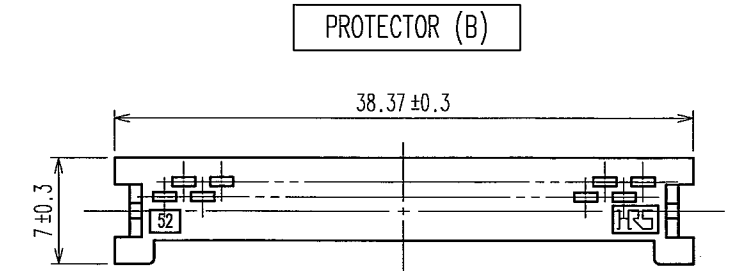
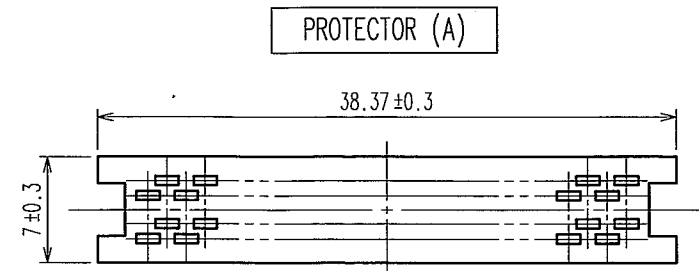
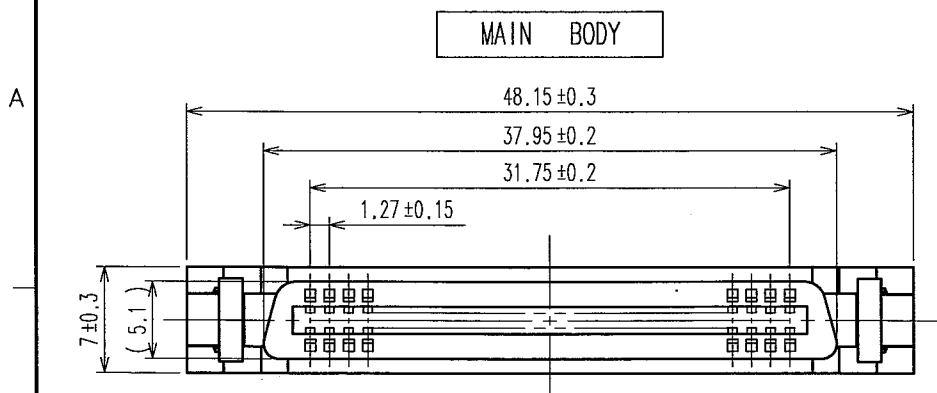
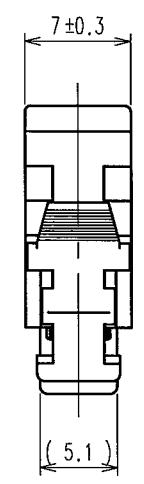
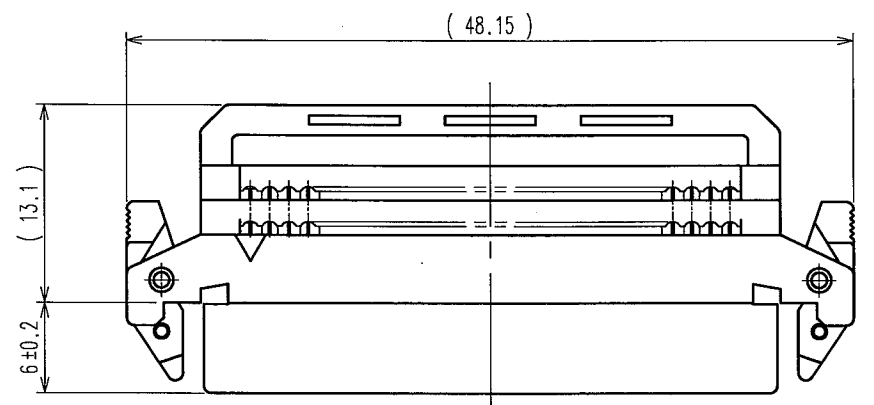
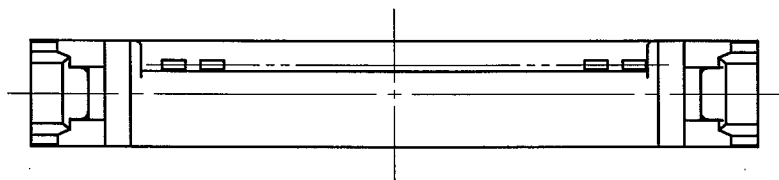


Sep.1.2021 Copyright 2021 HIROSE ELECTRIC CO., LTD. All Rights Reserved.
In case of consideration for using Automotive equipment / device which demand high reliability, kindly contact our sales window correspondents.

COUNT	DESCRIPTION OF REVISIONS	BY	CHKD	DATE	COUNT	DESCRIPTION OF REVISIONS	BY	CHKD	DATE
△				..	△				..
△				..	△				..
△				..	△				..



ASSEMBLY FIGURE



NOTE 1 COMPONENTS OF REF. NO.6~8 ARE APPENDED PRODUCTS.
2 THE DIMENSIONS IN PARENTHESES ARE FOR REFERENCE.

NO.	MATERIAL	FINISH, REMARKS
8	PA	BLACK UL94V-0
6,7	PBT	BLACK UL94V-0
5	STAINLESS STEEL	
2~4	PBT	BLACK UL94V-0
1	PHOSPHOR BRONZE	CONTACT AREA:GOLD FLASH UNDER PLATING:NICKEL 1μm min.

TO
PCK

CODE NO. (OLD) CL	DRAWN S.KAMGIA '07.10.31	DESIGNED S.KAMGIA '07.10.31	CHECKED <i>Y. Ogawa</i> '07.11.02	APPROVED <i>H. Okawa</i> '07.11.02	RELEASED ..
DRAWING NO. EDC3-151103	PART NO. FX2BM-52SA-1.27R		CODE NO. CL572-0634-4		
SCALE 2:1	UNITS mm		HRS HIROSE ELECTRIC CO., LTD		

Mouser Electronics

Authorized Distributor

Click to View Pricing, Inventory, Delivery & Lifecycle Information:

[Hirose Electric:](#)

[FX2BM-52SA-1.27R](#)