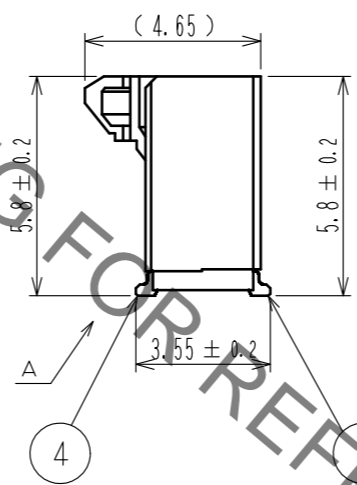
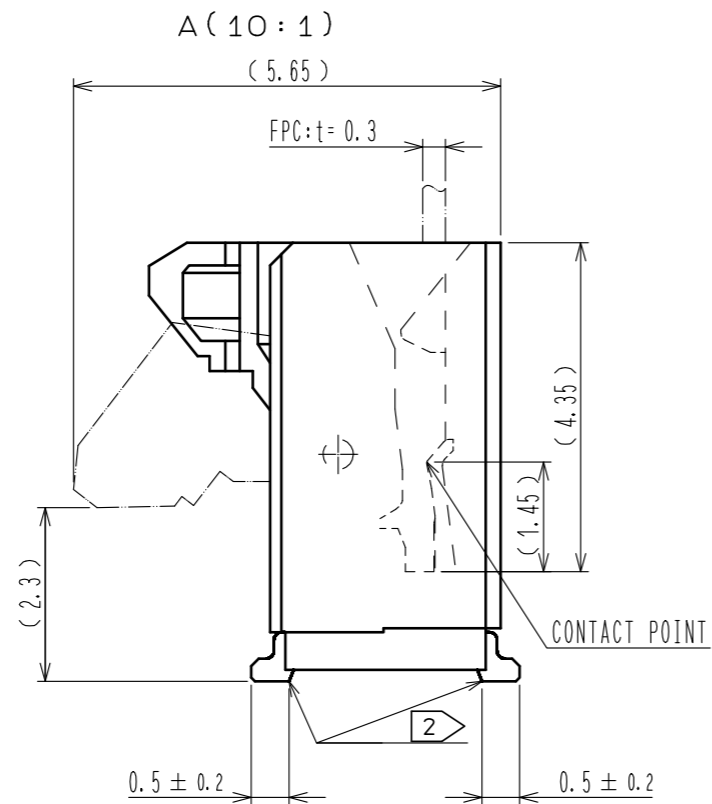
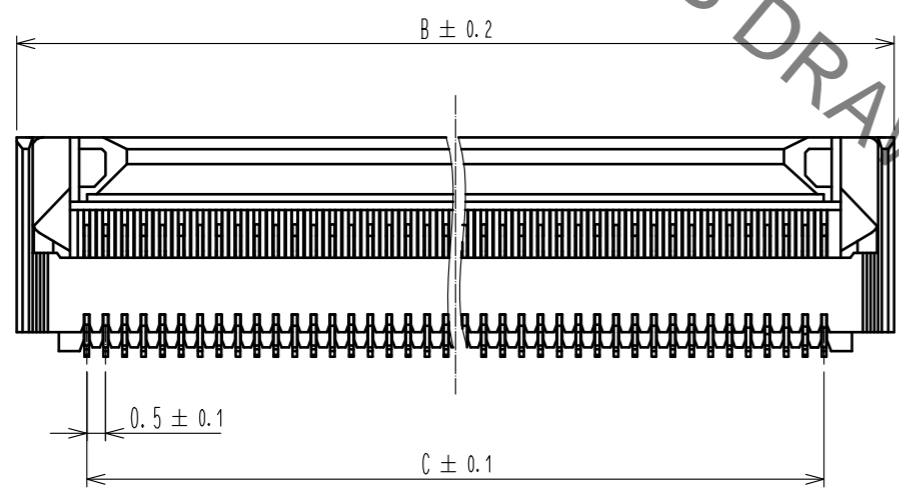
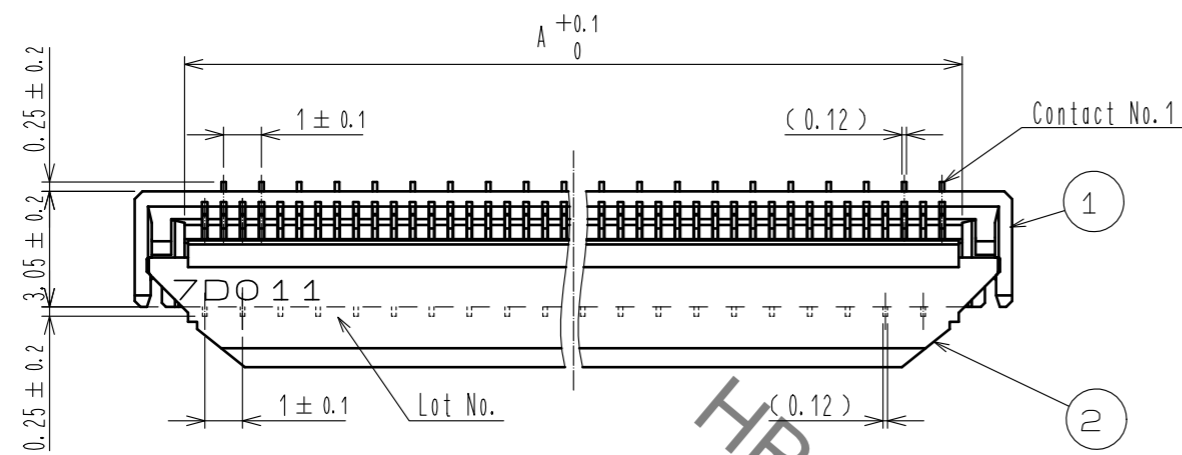


Sep.1.2021 Copyright 2021 HIROSE ELECTRIC CO., LTD. All Rights Reserved.
In case of consideration for using Automotive equipment / device which demand high reliability, kindly contact our sales window correspondents.



- NOTES
- The dimension in parentheses are for reference.
 - Lead CO-PLANARITY shall be 0.1 MAX.
 - See dimension table in the appendix.
 - This product satisfies halogen free requirements defined as 900ppm maximum chlorine, 900ppm maximum bromine, and 1500ppm maximum total of chlorine and bromine.
 - 'n' represents the number of contacts.
 - See dimension table in the appendix.

HRS DRAWING FOR REFERENCE

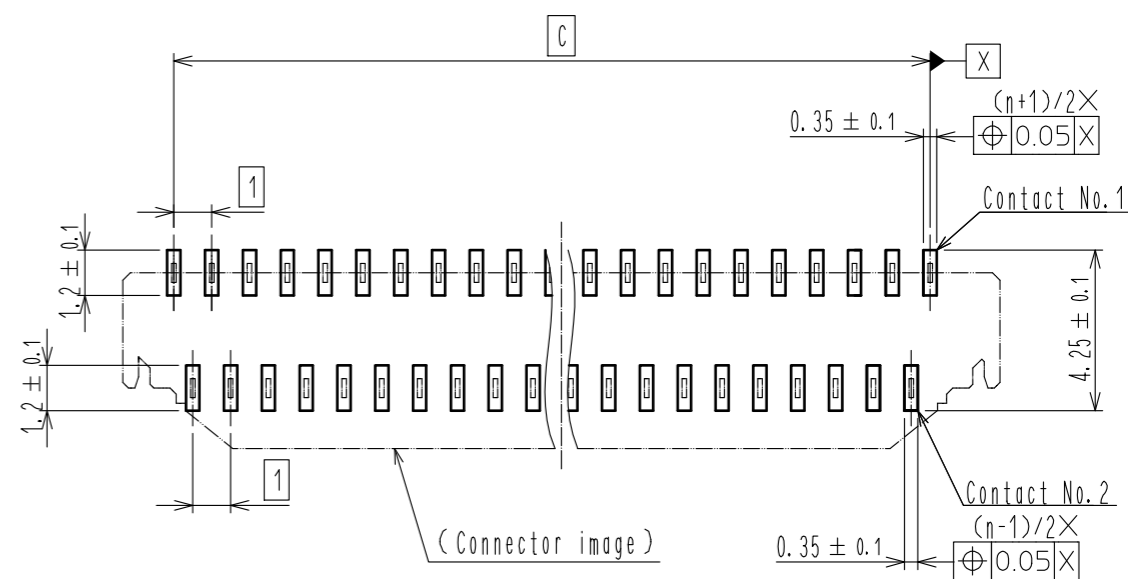
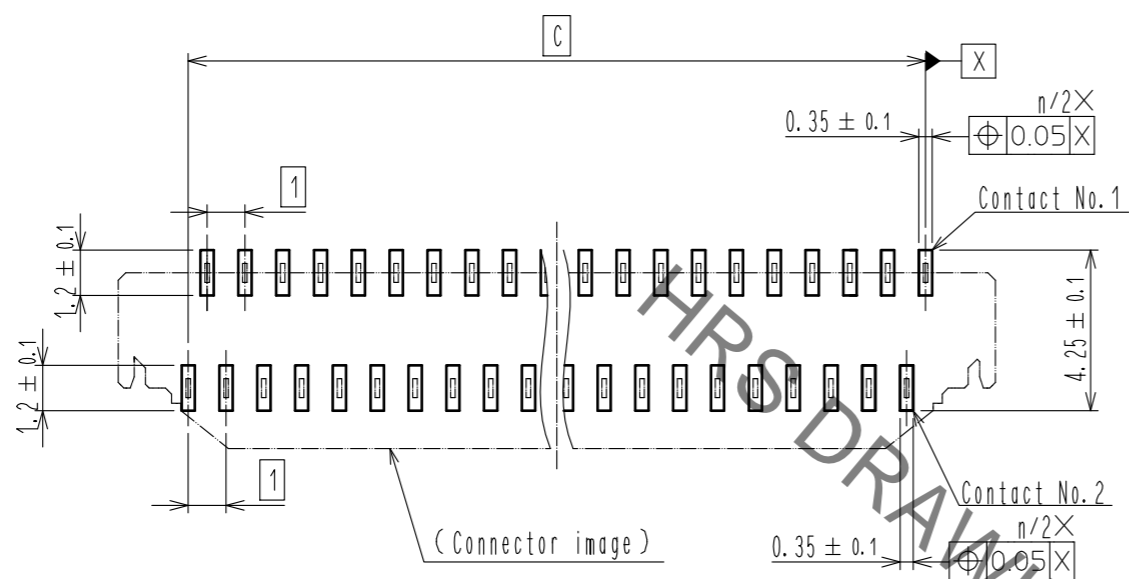
4	PHOSPHOR BRONZE	(CONTACT AREA- LEAD) GOLD PLATING 0.05µm MIN. OVER NICKEL 1µm MIN. (OTHER) NICKEL 1µm MIN.			
3	PHOSPHOR BRONZE	(CONTACT AREA- LEAD) GOLD PLATING 0.05µm MIN. OVER NICKEL 1µm MIN. (OTHER) NICKEL 1µm MIN.	8	(CONNECTOR)	
2	LCP	(BLACK)	6	POLYESTER	
1	LCP	(BEIGE)	5	POLYSTYRENE	
NO.	MATERIAL	FINISH . REMARKS	NO.	MATERIAL	FINISH . REMARKS
UNITS mm		SCALE 5 : 1	COUNT	DESCRIPTION OF REVISIONS	
DESIGNED		CHECKED	DATE		
APPROVED : NF. MIYAZAKI		16.10.28	DRAWING NO. EDC-349783-00-00		
CHECKED : YH. MICHIDA		16.10.28	PART NO. FH40-**S-0.5SV(99)		
DESIGNED : RT. IKEDA		16.10.28	CODE NO. CL580		
DRAWN : RK. OGASAWARA		16.10.28	1/5		

Sep.1.2021 Copyright 2021 HIROSE ELECTRIC CO., LTD. All Rights Reserved.
 In case of consideration for using Automotive equipment / device which demand high reliability, kindly contact our sales window correspondents.

RECOMMENDED PCB MOUNTING PATTERN

NUMBER OF CONTACTS: EVEN NUMBER

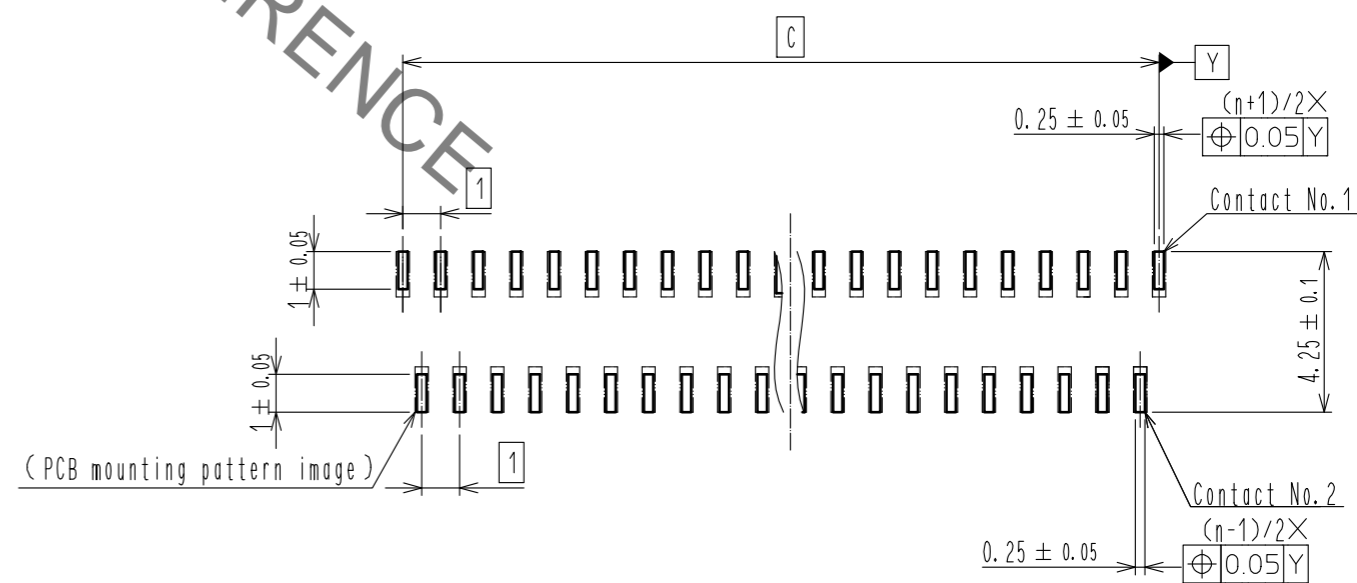
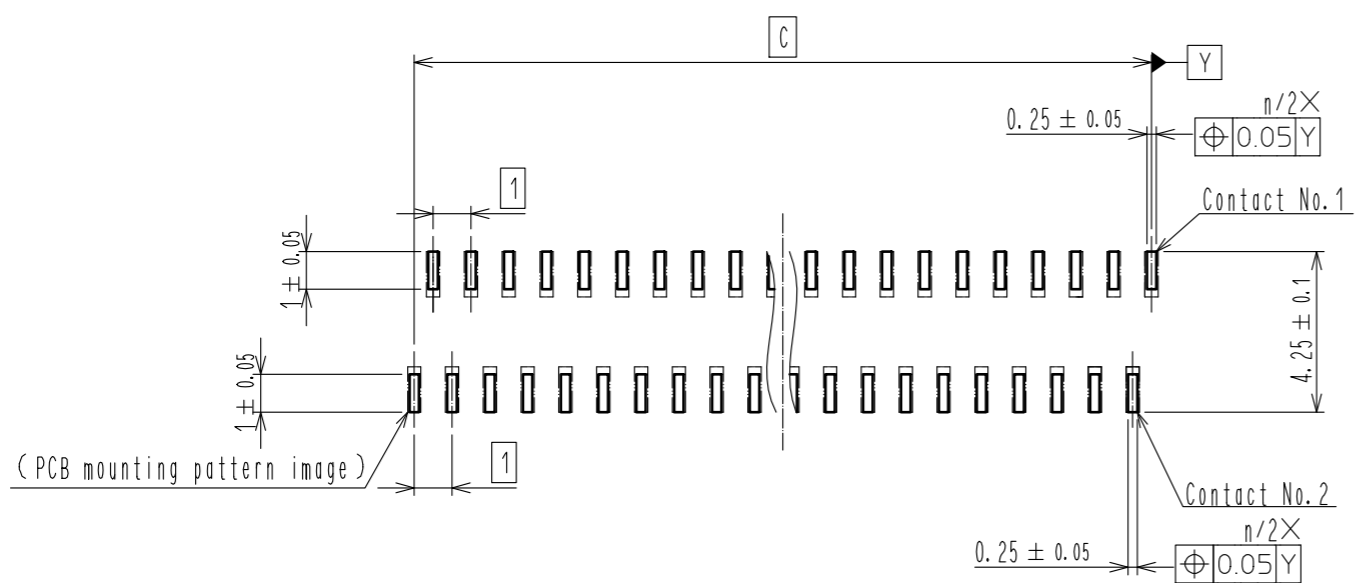
NUMBER OF CONTACTS: ODD NUMBER



RECOMMENDED STENCIL PATTERN
 (RECOMMENDED STENCIL THICKNESS : t=0.15)

NUMBER OF CONTACTS: EVEN NUMBER

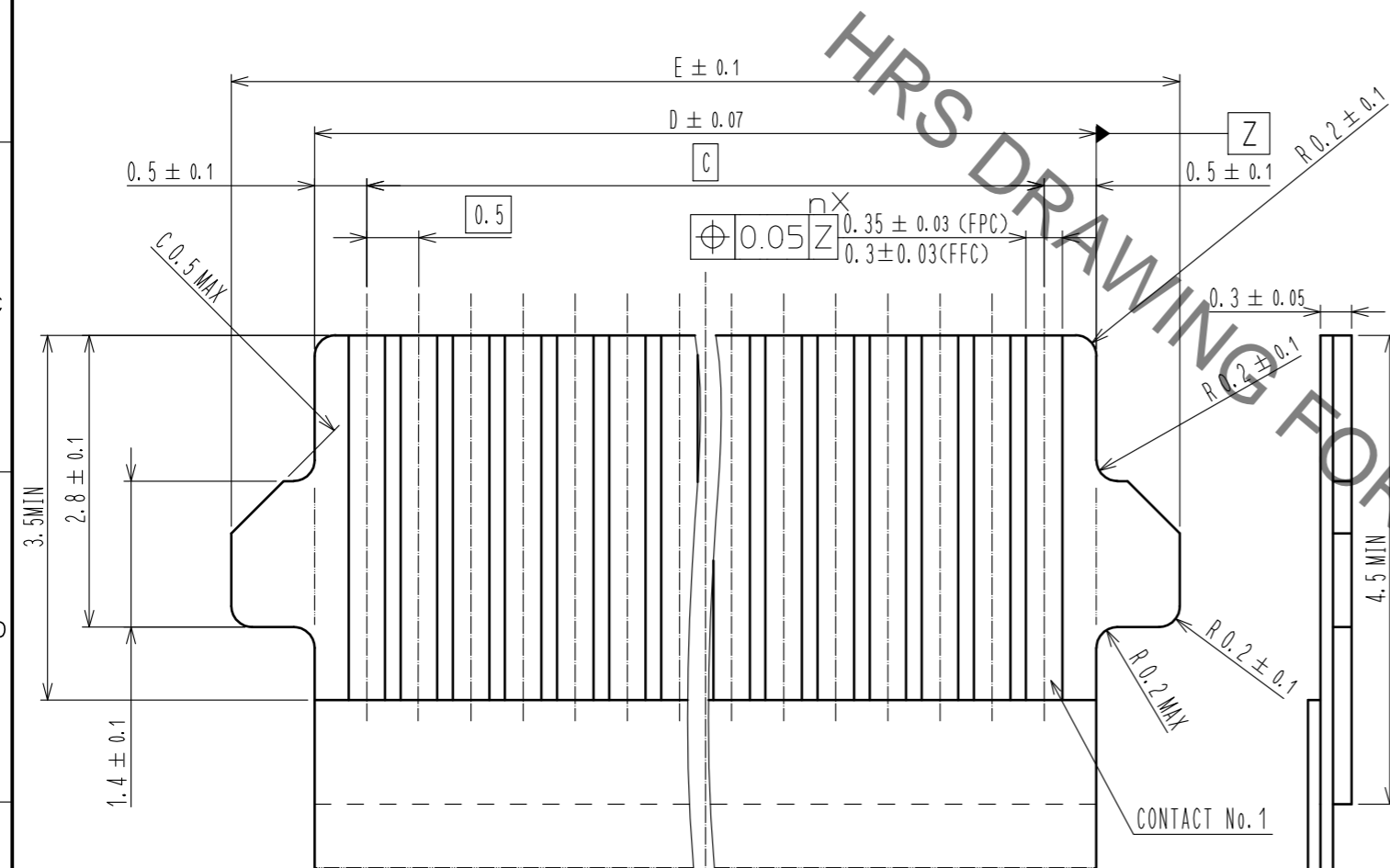
NUMBER OF CONTACTS: ODD NUMBER



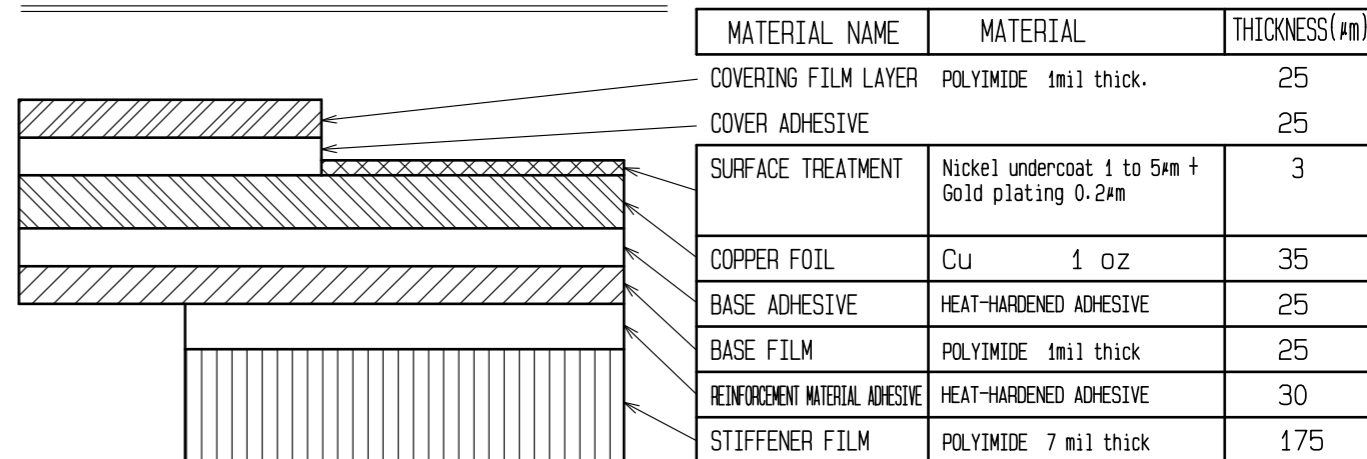
HRS	DRAWING NO.	EDC-349783-00-00
	PART NO.	FH40-**S-0.5SV<99>
	CODE NO.	CL580
		2/5

Sep.1.2021 Copyright 2021 HIROSE ELECTRIC CO., LTD. All Rights Reserved.
 In case of consideration for using Automotive equipment / device which demand high reliability, kindly contact our sales window correspondents.

RECOMMENDED FPC/FFC (15:1)

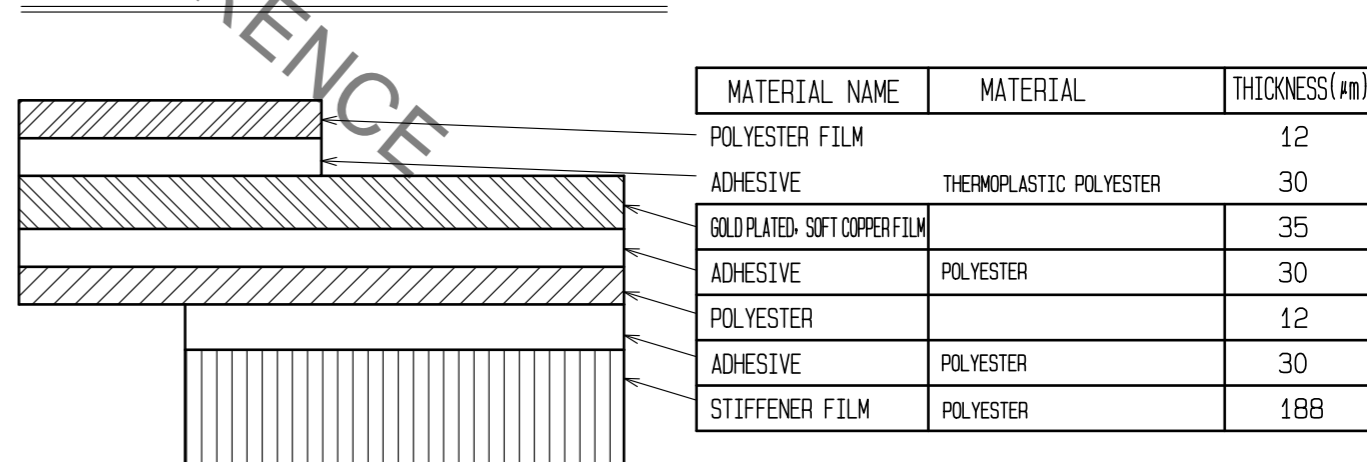


FPC CONFIGURATION (REFERENCE EXAMPLE) (SCALE:FREE)



MATERIAL NAME	MATERIAL	THICKNESS(#m)
COVERING FILM LAYER	POLYIMIDE 1mil thick.	25
COVER ADHESIVE		25
SURFACE TREATMENT	Nickel undercoat 1 to 5#m + Gold plating 0.2#m	3
COPPER FOIL	Cu 1 oz	35
BASE ADHESIVE	HEAT-HARDENED ADHESIVE	25
BASE FILM	POLYIMIDE 1mil thick	25
REINFORCEMENT MATERIAL ADHESIVE	HEAT-HARDENED ADHESIVE	30
STIFFENER FILM	POLYIMIDE 7 mil thick	175

FFC CONFIGURATION (REFERENCE EXAMPLE) (SCALE:FREE)

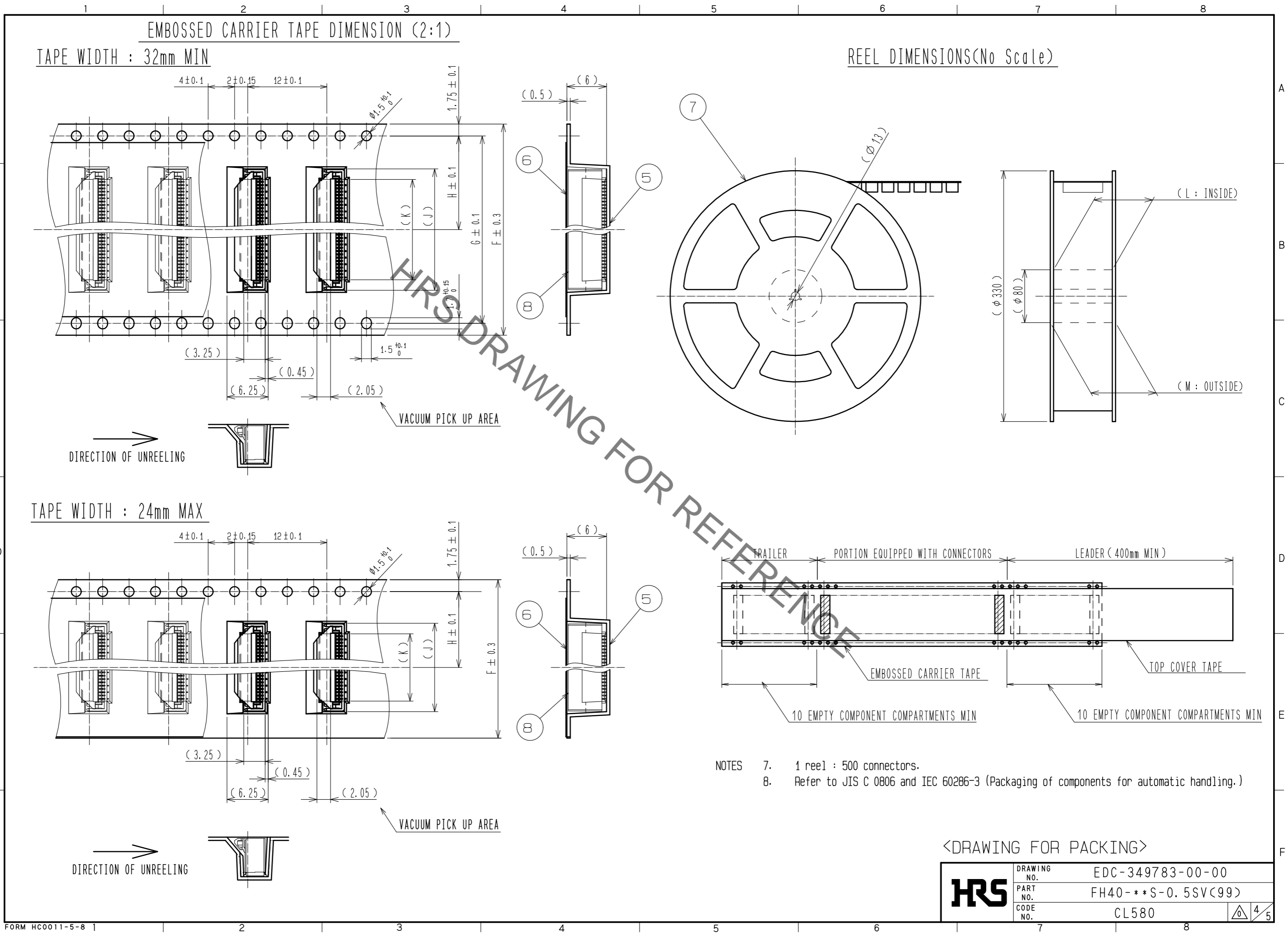


MATERIAL NAME	MATERIAL	THICKNESS(#m)
POLYESTER FILM		12
ADHESIVE	THERMOPLASTIC POLYESTER	30
GOLD PLATED SOFT COPPER FILM		35
ADHESIVE	POLYESTER	30
POLYESTER		12
ADHESIVE	POLYESTER	30
STIFFENER FILM	POLYESTER	188

HRS	DRAWING NO.	EDC-349783-00-00
	PART NO.	FH40-**S-0.5SV<99>
	CODE NO.	CL580

3/5

Sep.1.2021 Copyright 2021 HIROSE ELECTRIC CO., LTD. All Rights Reserved.
 In case of consideration for using Automotive equipment / device which demand high reliability, kindly contact our sales window correspondents.



Sep.1.2021 Copyright 2021 HIROSE ELECTRIC CO., LTD. All Rights Reserved.
 In case of consideration for using Automotive equipment / device which demand high reliability, kindly contact our sales window correspondents.

PART NO.	CODE NO.	NUMBER OF CONTACT	DIMENSION OF CONNECTOR, PCB MOUNTING PATTERN, STENCIL PATTERN AND FFC/FPC					DIMENSION OF DRAWING FOR PACKING						
			A	B	C	D	E	F	G	H	J	K	L	M
FH40-10S-0.5SV(99)	CL580-2104-6-99	10	5.57	8.2	4.5	5.5	7.1	16	—	7.5	8.4	5.2	17.4	21.4
FH40-20S-0.5SV(99)	CL580-2105-9-99	20	10.57	13.2	9.5	10.5	12.1	24	—	11.5	13.4	10.2	25.4	29.4
FH40-24S-0.5SV(99)	CL580-2106-1-99	24	12.57	15.2	11.5	12.5	14.1	24	—	11.5	15.4	12.2	25.4	29.4
FH40-30S-0.5SV(99)	CL580-2108-7-99	30	15.57	18.2	14.5	15.5	17.1	32	28.4	14.2	18.4	15.2	33.4	37.4
FH40-40S-0.5SV(99)	CL580-2107-4-99	40	20.57	23.2	19.5	20.5	22.1	44	40.4	20.2	23.4	20.2	45.4	49.4
FH40-45S-0.5SV(99)	CL580-2101-8-99	45	23.07	25.7	22.0	23.0	24.6	44	40.4	20.2	25.9	22.7	45.4	49.4
FH40-50S-0.5SV(99)	CL580-2100-5-99	50	25.57	28.2	24.5	25.5	27.1	44	40.4	20.2	28.4	25.2	45.4	49.4
FH40-60S-0.5SV(99)	CL580-2109-0-99	60	30.57	33.2	29.5	30.5	32.1	56	52.4	26.2	33.4	30.2	57.4	61.4
FH40-64S-0.5SV(99)	CL580-2102-0-99	64	32.57	35.2	31.5	32.5	34.1	56	52.4	26.2	35.4	32.2	57.4	61.4
FH40-80S-0.5SV(99)	CL580-2103-3-99	80	40.57	43.2	39.5	40.5	42.1	56	52.4	26.2	43.4	40.2	57.4	61.4



DRAWING NO.	EDC-349783-00-00
PART NO.	FH40-**S-0.5SV(99)
CODE NO.	CL580

5/5

Mouser Electronics

Authorized Distributor

Click to View Pricing, Inventory, Delivery & Lifecycle Information:

[Hirose Electric:](#)

[FH40-80S-0.5SV\(99\)](#)