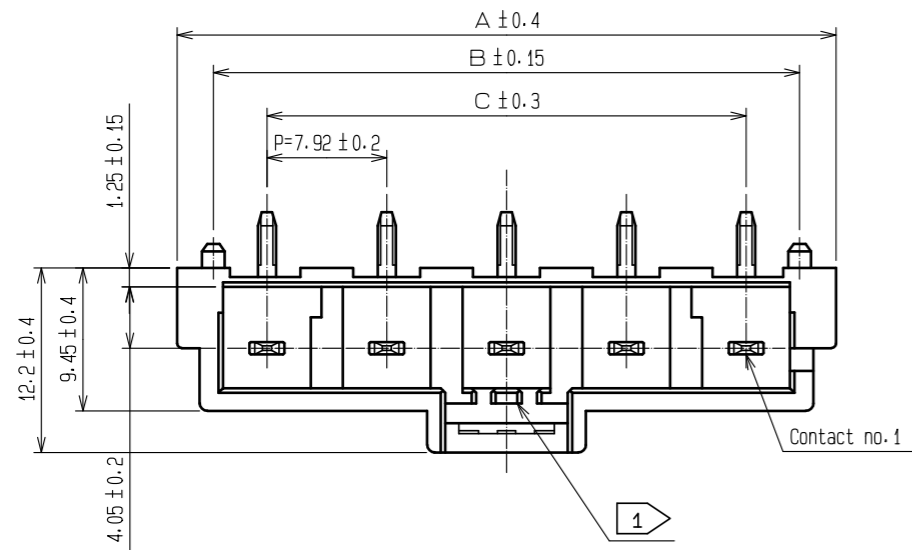
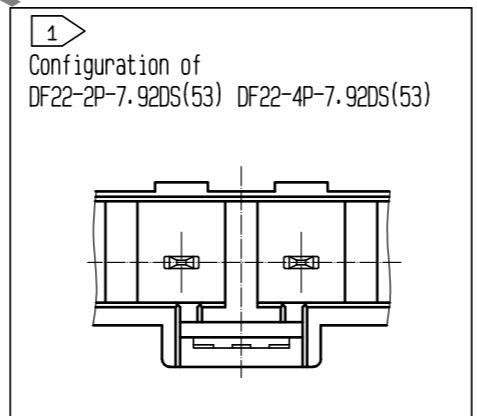
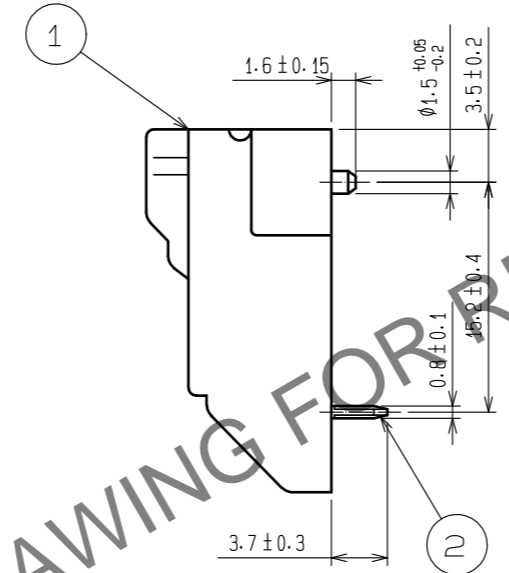
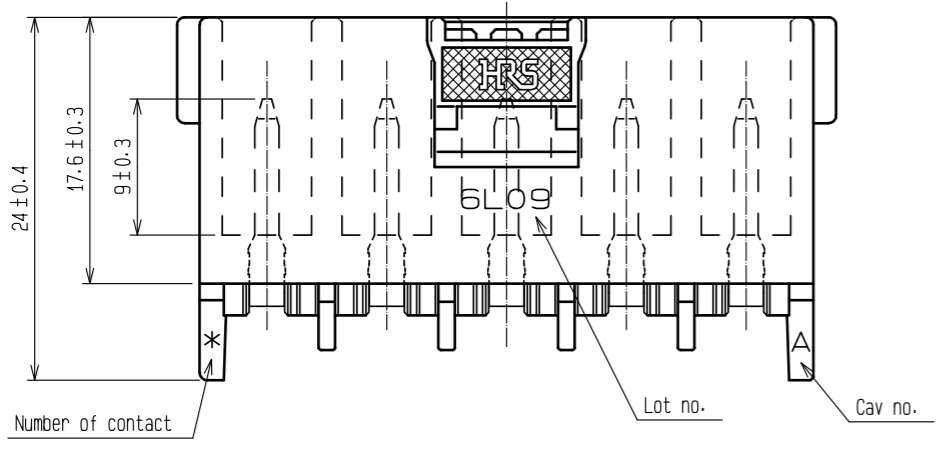
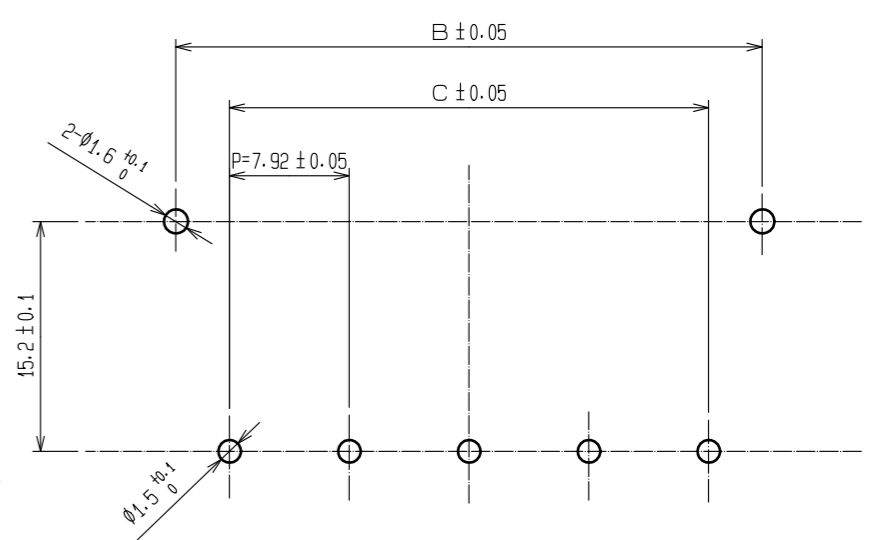


Apr.1.2024 Copyright 2024 HIROSE ELECTRIC CO., LTD. All Rights Reserved.  
In case of consideration for using Automotive equipment / device which demand high reliability, kindly contact our sales window correspondents.

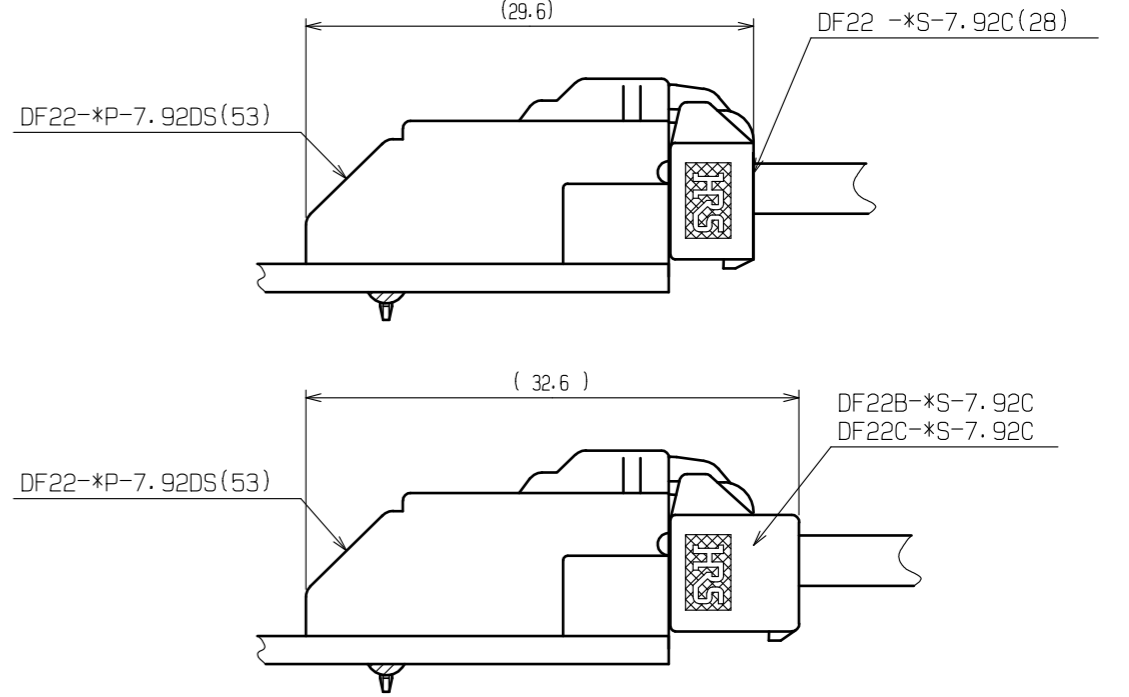


Part no.	Code no.	Number of contact	A	B	C
DF22-2P-7.92DS(53)	CL680-1008-5-53	2	19.80	15.00	7.92
DF22-3P-7.92DS(53)	CL680-1009-8-53	3	27.72	22.92	15.84
DF22-4P-7.92DS(53)	CL680-1010-7-53	4	35.64	30.84	23.76
DF22-5P-7.92DS(53)	CL680-1011-0-53	5	43.56	38.76	31.68

Recommended PCB layout (PCB thickness:1.6mm)



Application diagram



Notes 1) TWO AND FOUR CONTACTS ARE DIFFERENT SHAPE AS SHOWN.  
2. UL (File no. E52653)  
C-UL (File no. E52653)  
TUV (Certificate no. R9950703)



3:PER PACK:100PIECES

1	Polyamide	Natural (beige), UL94V-0	2	Copper alloy	Contact area:Gold plating 0.2µm min Lead area:Tin plating 1µm min Under plating:Nickel plating 1µm min Other:Nickel plating 1µm min			
NO.	MATERIAL	FINISH . REMARKS	NO.	MATERIAL	FINISH . REMARKS			
UNITS	mm	SCALE	2 : 1	COUNT	DESCRIPTION OF REVISIONS	DESIGNED	CHECKED	DATE
APPROVED : HS. OKAWA		20200309		DRAWING NO.		EDC-163718-53-00		
CHECKED : SZ. ONO		20200309		PART NO.		DF22-*P-7.92DS(53)		
DESIGNED : SN. MIWA		20200309		CODE NO.		CL680-		
DRAWN : DS. HIROWATARI		20200306		NO.		1/2		

Apr.1.2024 Copyright 2024 HIROSE ELECTRIC CO., LTD. All Rights Reserved.  
In case of consideration for using Automotive equipment / device which demand high reliability, kindly contact our sales window correspondents.

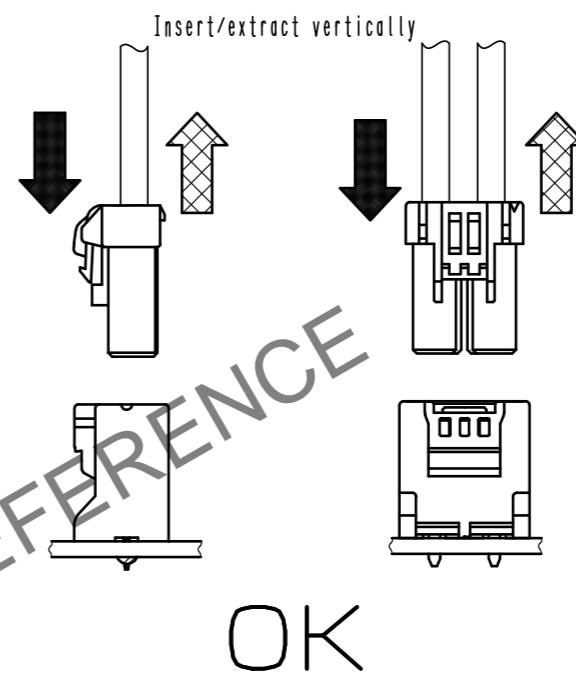
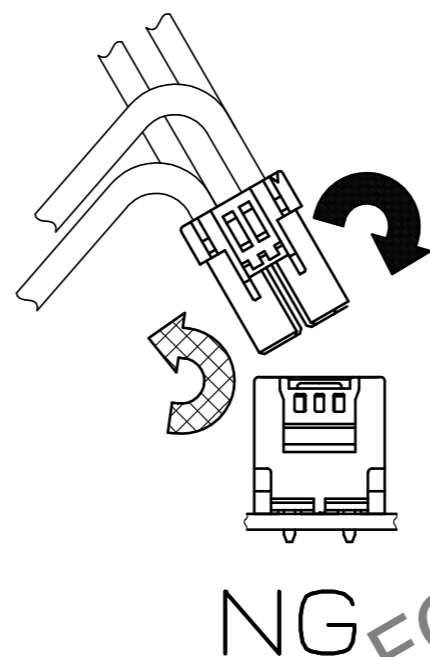
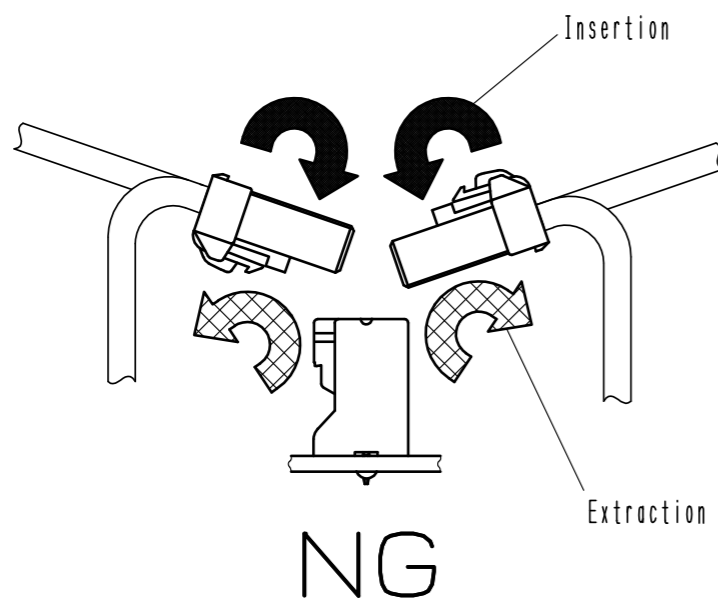
### Precautions

#### Notification for Insertion Extraction

- 1) Please insert(extract) the crimping socket straight to the mating connector.  
Insertion(extraction) at tilted angles applies load concentration to the connector end and may cause deformation (at connection area, socket and header case, etc). There is firing risk using this kind of deformed connector.



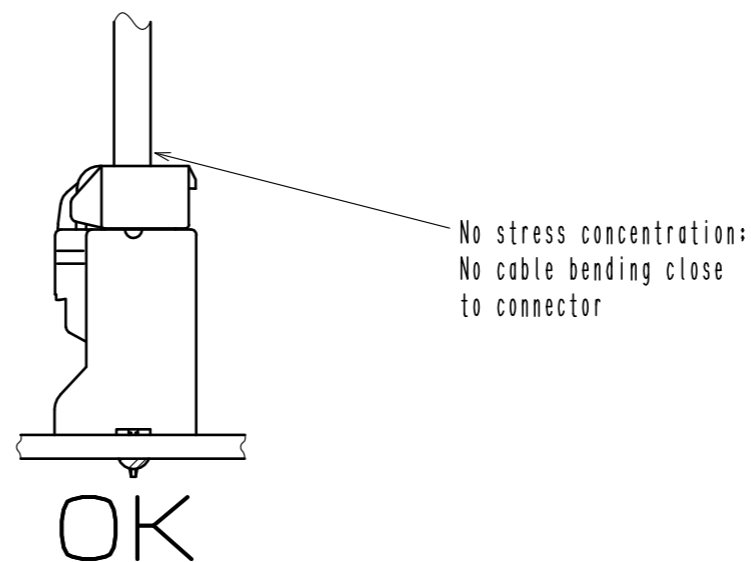
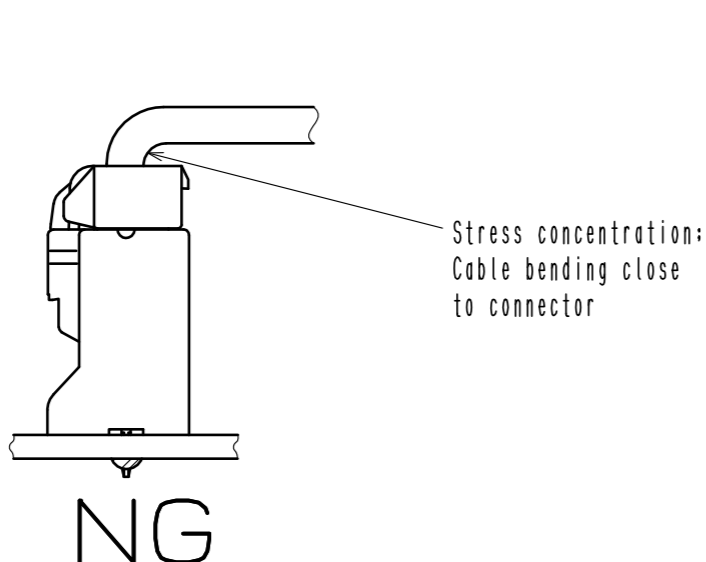
Insertion(Extraction)



- 2) When it is hard to extract, please lightly insert the connector beforehand and then pull it with releasing the lock.  
Forced extraction has a risk of connector breakage.

#### Notification of wiring

- 1) When using a thick cable, short cable length and bending close to the connector end, these load concentration may cause deformation.  
Please note that there is firing risk using deformed connector.  
When installing, please refrain from stress concentration such as cable bending close to the connector end or cable twisting.



- 2) Since this product uses thick wires, a larger load is applied to the connector when inserting/extracting or routing the wires.  
Please use a retainer to reduce the load on the connector.

<b>HRS</b>	DRAWING NO.	EDC-163718-53-00
	PART NO.	DF22-*P-7. 92DS(53)
	CODE NO.	CL680-
		2/2

# Mouser Electronics

Authorized Distributor

Click to View Pricing, Inventory, Delivery & Lifecycle Information:

[Hirose Electric:](#)

[DF22-3P-7.92DS\(53\)](#)