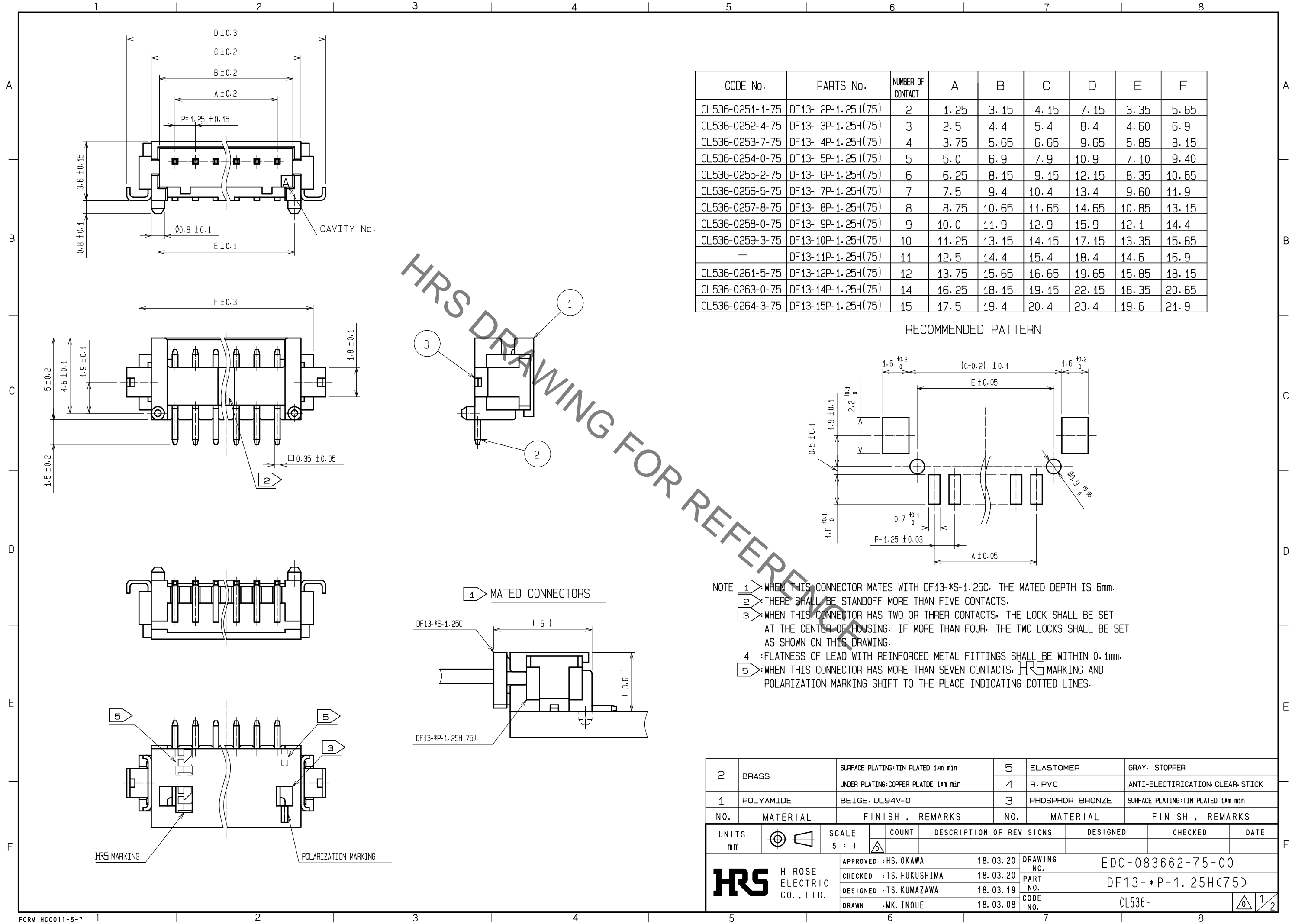


Aug.1.2021 Copyright 2021 HIROSE ELECTRIC CO., LTD. All Rights Reserved.
In case of consideration for using Automotive equipment / device which demand high reliability, kindly contact our sales window correspondents.



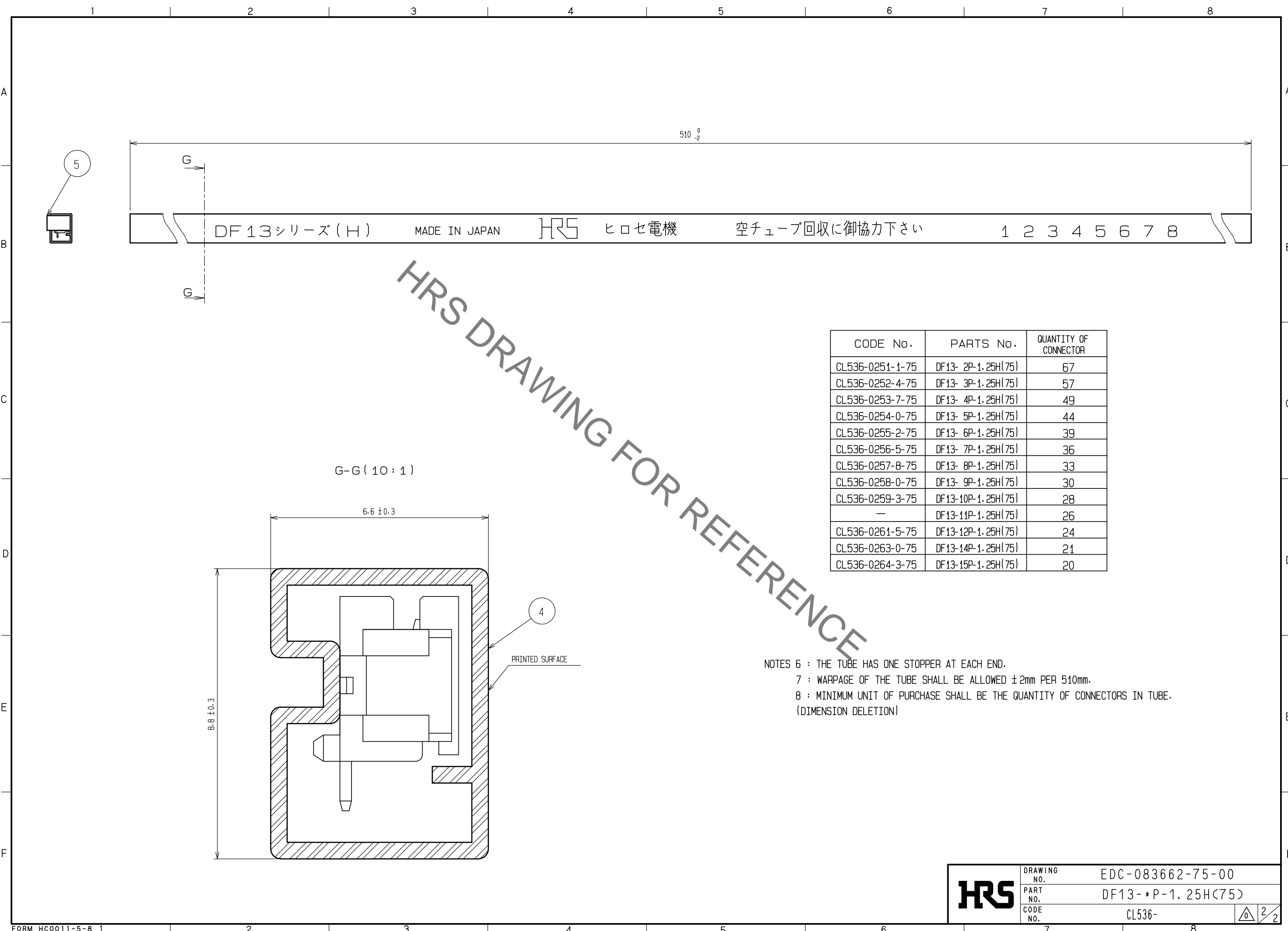
CODE No.	PARTS No.	NUMBER OF CONTACT	A	B	C	D	E	F
CL536-0251-1-75	DF13- 2P-1.25H(75)	2	1.25	3.15	4.15	7.15	3.35	5.65
CL536-0252-4-75	DF13- 3P-1.25H(75)	3	2.5	4.4	5.4	8.4	4.60	6.9
CL536-0253-7-75	DF13- 4P-1.25H(75)	4	3.75	5.65	6.65	9.65	5.85	8.15
CL536-0254-0-75	DF13- 5P-1.25H(75)	5	5.0	6.9	7.9	10.9	7.10	9.40
CL536-0255-2-75	DF13- 6P-1.25H(75)	6	6.25	8.15	9.15	12.15	8.35	10.65
CL536-0256-5-75	DF13- 7P-1.25H(75)	7	7.5	9.4	10.4	13.4	9.60	11.9
CL536-0257-8-75	DF13- 8P-1.25H(75)	8	8.75	10.65	11.65	14.65	10.85	13.15
CL536-0258-0-75	DF13- 9P-1.25H(75)	9	10.0	11.9	12.9	15.9	12.1	14.4
CL536-0259-3-75	DF13-10P-1.25H(75)	10	11.25	13.15	14.15	17.15	13.35	15.65
—	DF13-11P-1.25H(75)	11	12.5	14.4	15.4	18.4	14.6	16.9
CL536-0261-5-75	DF13-12P-1.25H(75)	12	13.75	15.65	16.65	19.65	15.85	18.15
CL536-0263-0-75	DF13-14P-1.25H(75)	14	16.25	18.15	19.15	22.15	18.35	20.65
CL536-0264-3-75	DF13-15P-1.25H(75)	15	17.5	19.4	20.4	23.4	19.6	21.9

RECOMMENDED PATTERN

- NOTE
- 1: WHEN THIS CONNECTOR MATES WITH DF13-*S-1.25C, THE MATED DEPTH IS 6mm.
 - 2: THERE SHALL BE STANDOFF MORE THAN FIVE CONTACTS.
 - 3: WHEN THIS CONNECTOR HAS TWO OR THREE CONTACTS, THE LOCK SHALL BE SET AT THE CENTER OF HOUSING. IF MORE THAN FOUR, THE TWO LOCKS SHALL BE SET AS SHOWN ON THIS DRAWING.
 - 4: FLATNESS OF LEAD WITH REINFORCED METAL FITTINGS SHALL BE WITHIN 0.1mm.
 - 5: WHEN THIS CONNECTOR HAS MORE THAN SEVEN CONTACTS, HRS MARKING AND POLARIZATION MARKING SHIFT TO THE PLACE INDICATING DOTTED LINES.

2	BRASS	SURFACE PLATING:TIN PLATED 1μm min UNDER PLATING:COPPER PLATE 1μm min	5	ELASTOMER	GRAY, STOPPER
1	POLYAMIDE	BEIGE, UL94V-0	4	R. PVC	ANTI-ELECTIRICATION, CLEAR, STICK
NO.	MATERIAL	FINISH, REMARKS	NO.	MATERIAL	FINISH, REMARKS
UNITS mm		SCALE 5 : 1	COUNT 	DESCRIPTION OF REVISIONS	DESIGNED
APPROVED : HS. OKAWA			18.03.20	DRAWING NO. EDC-083662-75-00	
CHECKED : TS. FUKUSHIMA			18.03.20	PART NO. DF13-*P-1.25H(75)	
DESIGNED : TS. KUMAZAWA			18.03.19	CODE NO. CL536-	
DRAWN : MK. INOUE			18.03.08		

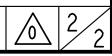
Aug.1.2021 Copyright 2021 HIROSE ELECTRIC CO., LTD. All Rights Reserved.
In case of consideration for using Automotive equipment / device which demand high reliability, kindly contact our sales window correspondents.



CODE No.	PARTS No.	QUANTITY OF CONNECTOR
CL536-0251-1-75	DF13- 2P-1.25H(75)	67
CL536-0252-4-75	DF13- 3P-1.25H(75)	57
CL536-0253-7-75	DF13- 4P-1.25H(75)	49
CL536-0254-0-75	DF13- 5P-1.25H(75)	44
CL536-0255-2-75	DF13- 6P-1.25H(75)	39
CL536-0256-5-75	DF13- 7P-1.25H(75)	36
CL536-0257-8-75	DF13- 8P-1.25H(75)	33
CL536-0258-0-75	DF13- 9P-1.25H(75)	30
CL536-0259-3-75	DF13-10P-1.25H(75)	28
—	DF13-11P-1.25H(75)	26
CL536-0261-5-75	DF13-12P-1.25H(75)	24
CL536-0263-0-75	DF13-14P-1.25H(75)	21
CL536-0264-3-75	DF13-15P-1.25H(75)	20

NOTES 6 : THE TUBE HAS ONE STOPPER AT EACH END.
 7 : WARPAGE OF THE TUBE SHALL BE ALLOWED ±2mm PER 510mm.
 8 : MINIMUM UNIT OF PURCHASE SHALL BE THE QUANTITY OF CONNECTORS IN TUBE.
 (DIMENSION DELETION)

HRS	DRAWING NO.	EDC-083662-75-00
	PART NO.	DF13-*P-1.25H(75)
	CODE NO.	CL536-



Mouser Electronics

Authorized Distributor

Click to View Pricing, Inventory, Delivery & Lifecycle Information:

[Hirose Electric:](#)

[DF13-15P-1.25H\(75\)](#)