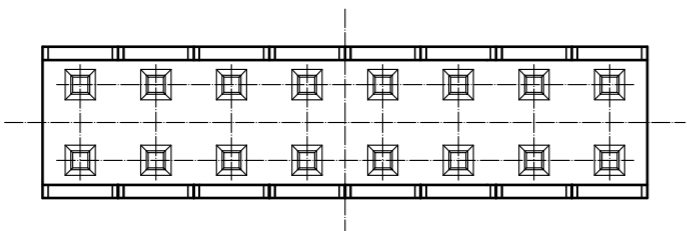
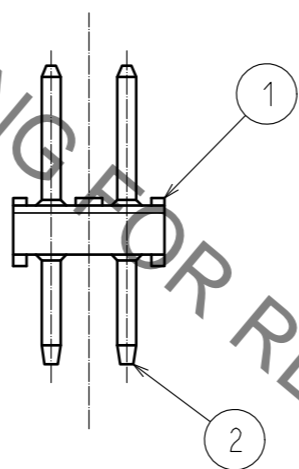
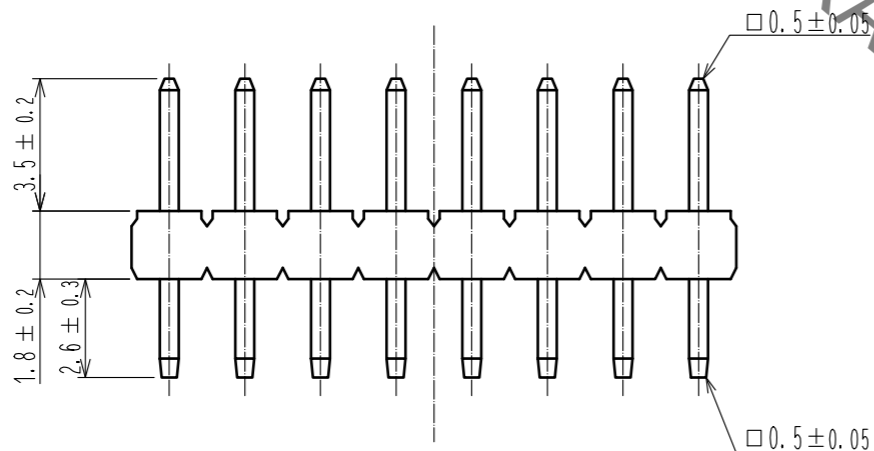
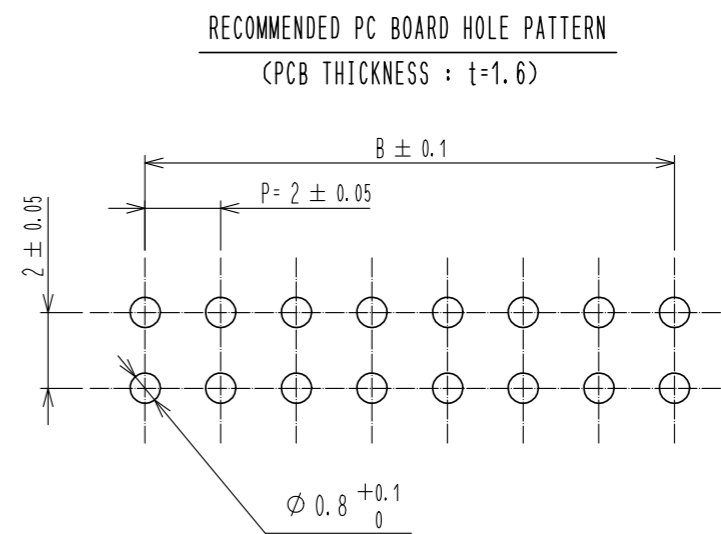
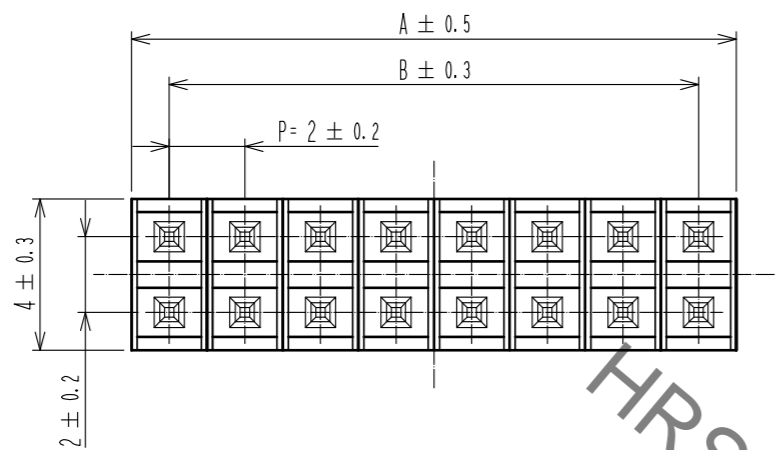


Sep.1.2021 Copyright 2021 HIROSE ELECTRIC CO., LTD. All Rights Reserved.
In case of consideration for using Automotive equipment / device which demand high reliability, kindly contact our sales window correspondents.



PART NO.	CODE NO.	PIN	A	B
A3B- 4PA-2DSA(51)	CL621-0401-1-51	4	4	2
A3B- 6PA-2DSA(51)	CL621-0402-4-51	6	6	4
A3B- 8PA-2DSA(51)	CL621-0403-7-51	8	8	6
A3B-10PA-2DSA(51)	CL621-0404-0-51	10	10	8
A3B-12PA-2DSA(51)	CL621-0405-2-51	12	12	10
A3B-14PA-2DSA(51)	CL621-0406-5-51	14	14	12
A3B-16PA-2DSA(51)	CL621-0407-8-51	16	16	14
A3B-18PA-2DSA(51)	CL621-0408-0-51	18	18	16
A3B-20PA-2DSA(51)	CL621-0409-3-51	20	20	18
A3B-22PA-2DSA(51)	CL621-0410-2-51	22	22	20
A3B-24PA-2DSA(51)	CL621-0411-5-51	24	24	22
A3B-26PA-2DSA(51)	CL621-0412-8-51	26	26	24
A3B-28PA-2DSA(51)	CL621-0413-0-51	28	28	26
A3B-30PA-2DSA(51)	CL621-0414-3-51	30	30	28
A3B-32PA-2DSA(51)	CL621-0415-6-51	32	32	30
A3B-44PA-2DSA(51)	CL621-0421-9-51	44	44	42
A3B-50PA-2DSA(51)	CL621-0424-7-51	50	50	48

1	POLYAMIDE	BLACK	UL94V-0	2	BRASS	CONTACT AREA : GOLD FLASH		
						DIP AREA : TIN-PLATING 2μm		
						UNDER PLATING : NICKEL 2μm		
NO.	MATERIAL	FINISH	REMARKS	NO.	MATERIAL	FINISH . REMARKS		
UNITS	⊙	SCALE	COUNT	DESCRIPTION OF REVISIONS		DESIGNED	CHECKED	DATE
mm		5 : 1	△					
HRS HIROSE ELECTRIC CO., LTD.		APPROVED : NH. NAKATA	17. 04. 10	DRAWING NO.		EDC-375929-00-00		
		CHECKED : HT. YAMAGUCHI	17. 04. 10	PART NO.		A3B-*PA-2DSA(51)		
		DESIGNED : HR. NAGAYASU	17. 04. 10	CODE NO.		CL621		
		DRAWN : HR. NAGAYASU	17. 04. 10			1/1		

Mouser Electronics

Authorized Distributor

Click to View Pricing, Inventory, Delivery & Lifecycle Information:

[Hirose Electric:](#)

[A3B-28PA-2DSA\(51\)](#)