


Archer Connectors – M50

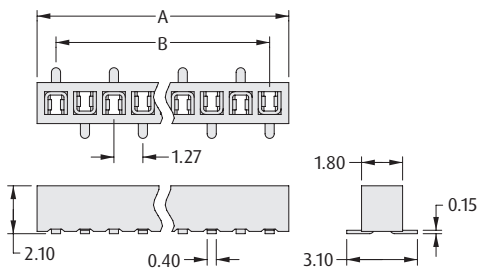
Female Vertical Surface Mount, Low Profile

- Locating pegs (posts) available on double row to ensure correct positioning on the board.
- Dual entry connectors can be used as either top or bottom entry.



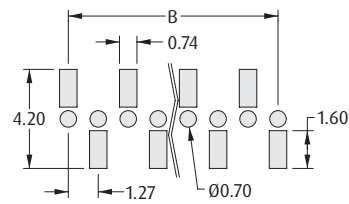
1.27mm (.050") PITCH

SINGLE ROW



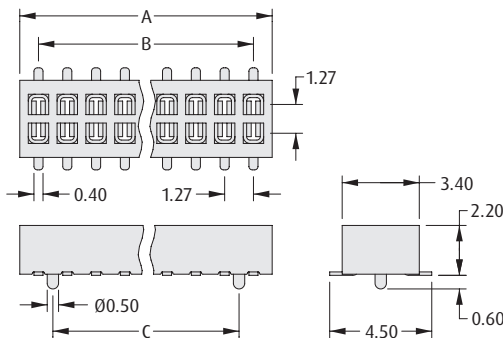
CALCULATION

A	$B + 1.67$
B	$1.27 \times (\text{No. of contacts per row} - 1)$



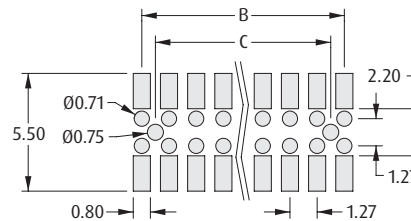
Recommended PC Board Pattern

DOUBLE ROW WITH POSTS



CALCULATION

A	$B + 1.67$
B	$1.27 \times (\text{No. of contacts per row} - 1)$
C	$B + 1.27$



Recommended PC Board Pattern

HOW TO ORDER

M50 - 31 X XX XX X

SERIES CODE

TYPE

3	Single Row (without posts)
5	Double Row with posts

PACKAGING

R	Tape & Reeled (Single Row)
Blank	Loose

FINISH

42	Gold + Tin (Double Row)
45	Gold (Single Row)

NO. OF CONTACTS PER ROW

02 to 06, 08, 10, 20	Single Row
03, 05, 06, 08, 10, 12, 15, 20, 25	Double Row

All dimensions in mm.

Mouser Electronics

Authorized Distributor

Click to View Pricing, Inventory, Delivery & Lifecycle Information:

[Harwin:](#)

[M50-3152542P](#) [M50-3151042P](#) [M50-3150442P](#)