

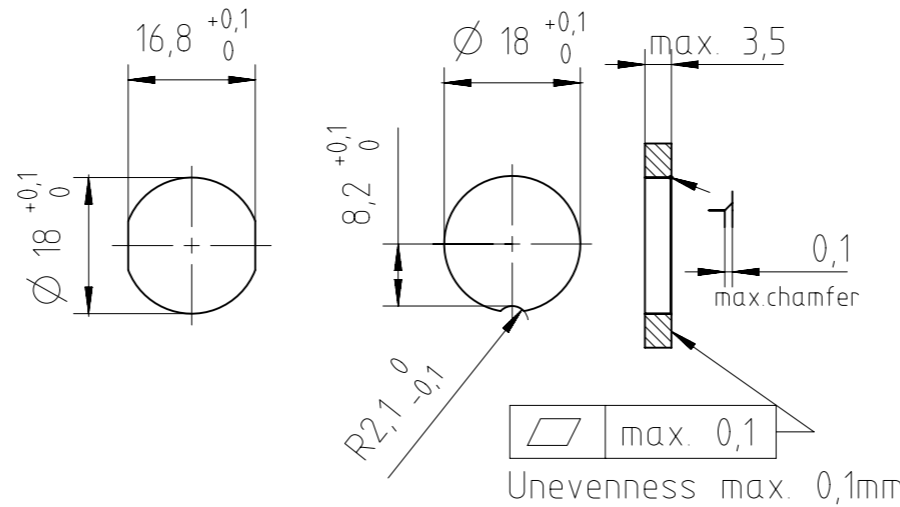
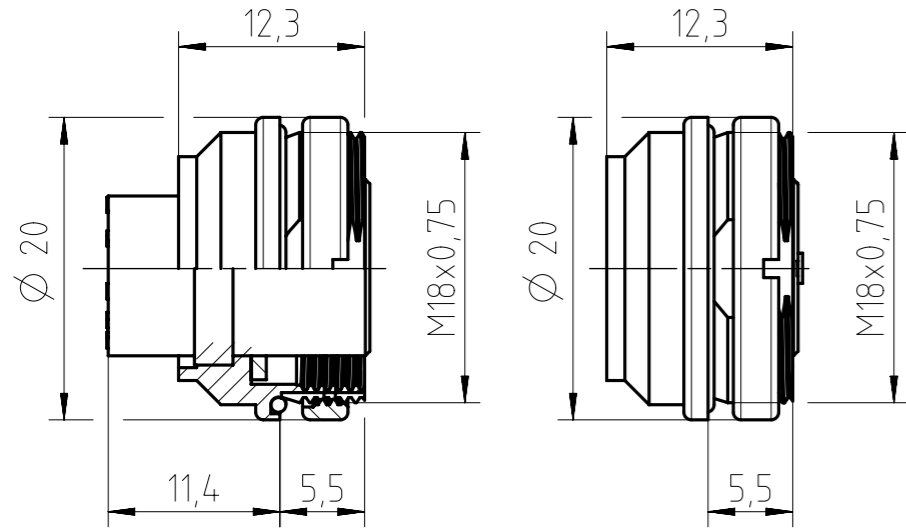
Panel Cutout M1:1

Valid for contact arrangement:  
05b, 07b, 08a, 12a, 14a

Valid for contact arrangement:  
03a, 04a, 05a, 06a, 07a

Alternative 1

Alternative 2



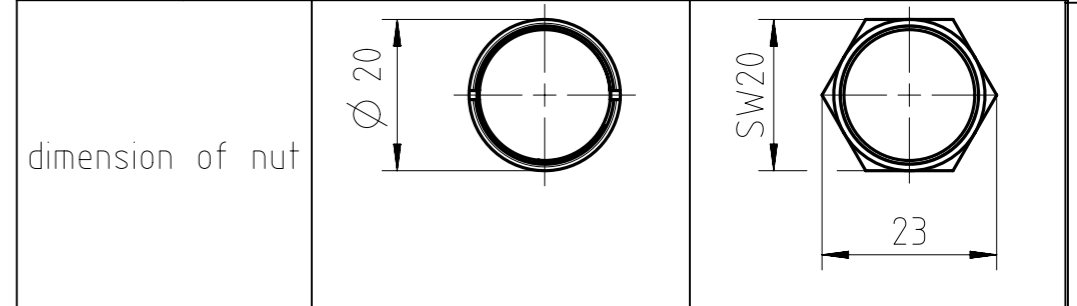
shown with ring nut

Recommended roughness sealing surface Rz6,3 (Ra0,8)

Number of contacts	Standard	3	4	5	5S	6	7	7	8	12	14
Contact arrangement	DIN EN 61076-2-106	03-a	04-a	05-a	05-b	06-a	07-a	07-b	08-a	12-a	14-a
Contact arrangement	IEC 60130-9 <sup>1)</sup>										
Rated voltage <sup>2)</sup>	IEC 60664-1	300 V (100 V)	300 V (63 V)	100 V (32 V)	300 V (63 V)			100 V (32 V)		150 V (32 V)	
Rated voltage	UL 1977	250 V								60 V	
Rated impulse withstand voltage <sup>2)</sup>	IEC 60664-1	1500 V (840 V)		1200 V (500 V)	1500 V (840 V)		1200 V (500 V)				
Pollution degree <sup>2)</sup>	IEC 60664-1	1 (3 <sup>3)</sup> )									
Installation category	IEC 60664-1	I									
Insulation group	IEC 60664-1	II, 400 ≤ CTI < 600									
Current rating	IEC 60512-5-2 UL 1977	10A/+40°C		7A/+40°C/+104°F					3A/+40°C/+104°F		
Insulation resistance	IEC 60512-3-1	>10 <sup>10</sup> Ohm <sup>4)</sup>									
Contact resistance	IEC 60512-2-1	<5m Ohm									
Climatic category	IEC 60668-1	40 / 100 / 56									
Temperatur range	IEC 60668-1	-40°C...+100°C / -40°F...+212°F									
salt spray resistance	DIN IEC 60068-2-11	720h									
IP degree	IEC 60529	IP 69K / IP 67 / IP 65 (in mated condition)									
Insertion and withdrawal force	IEC 60512-13-2	25N	30N	35N	50N	55N	60N	50N			
Mechanical operation	IEC 60512-9-1	silver ≥500 mating cycles gold ≥1000 mating cycles									
Housing material		brass and / or zinc die cast, nickel plated									
Dielectric material		thermoplastic									
Contacts		silver or gold plated, please order contacts separately acc. to drawing M-N 02 015 00XX X (3-8pol) or M-N 02 010 0157 X U (12-14pol)									
Termination technique		crimp									
Wire gauge		2-6 pol (exclusive 5S): 0,09-1,0mm <sup>2</sup> / 28-18 AWG					0,09-0,25mm <sup>2</sup> / 28-24 AWG				
Flamability		UL 94 V0									
locking system	IEC 60130-9 DIN EN 61076-2-106	metal screw coupling; tightening torque 1,0-1,5Nm									

	14 (14-a)	C091 11G014 000 2 U	C091 11G014 009 2 U
	12 (12-a)	C091 11G012 000 2 U	C091 11G012 009 2 U
	8 (08-a)	C091 11G008 000 2 U	C091 11G008 009 2 U
	7 (07-b)	C091 11G107 000 2 U	C091 11G107 009 2 U
	7 (07-a)	C091 11G007 000 2 U	C091 11G007 009 2 U
	6 (06-a)	C091 11G006 000 2 U	C091 11G006 009 2 U
	5 (05-b)	C091 11G105 000 2 U	C091 11G105 009 2 U
	5 (05-a)	C091 11G005 000 2 U	C091 11G005 009 2 U
	4 (04-a)	C091 11G004 000 2 U	C091 11G004 009 2 U
	3 (03-a)	C091 11G003 000 2 U	C091 11G003 009 2 U

Contact arrangement View on mating side	Number of contacts	type-number-crimp with ring nut	type-number-crimp with hex nut SW20
---	--------------------	---------------------------------	-------------------------------------



Gewicht (errechnet) / Calc WT:	Zul. Abw./Tolerances:	Maßstab / Scale: 2:1;1:1	A3
Prüfmaß / Testdimension	ISO 2768-c	CUSTOMER DRAWING	
Teileindex / Partindexnumber:	DIN / ISO 13715	Gerätedose	
Bagatelle change:	Gez. 12.03.2020	female receptacle	
	Drawn MCARLE		
	Status Released		
	Gepr. 30.04.2020		
	Checked MGRIMM		
	<b>Amphenol Tuchel Industrial GmbH</b>	Blatt / Sheet 1	
01 202000001	30.04.2020 MCARLE	M C091 11GXXX 00X 2 U	1 Bl.
Index Änderung / Description	Datum / Date	Name	Ers. f. / Replacement for: M-C091 11GXXX 000 2 Rev.02

<sup>1)</sup> Edition 2000-05  
<sup>2)</sup> values in brackets are according to DIN EN 61076-2-106  
<sup>3)</sup> designed acc. pollution degree 2; can be used under pollution degree 3 when the rules of IEC 60644-1 are fulfilled  
<sup>4)</sup> under operating conditions >10<sup>8</sup> Ohm  
 All technical data have been measured in a laboratory environment and can be different during practical usage of the product. Any product information is for descriptive usage only and not legally binding; particularly the information does not constitute or provide any legal guaranties. Do not connect or disconnect under load. Metal housing parts shall be securely incorporated to protected ground. Parts according to directive 2002/95/EG (RoHS).

Copying of this document and giving it to others and the use or communication of the contents thereof, are forbidden without express authority. Offenders are liable to the payment of damages. All rights are reserved in the event of the grant of a patent or the registration of the utility model or design.  
 Weitergabe sowie Vervielfältigung dieser Unterlage, Verwertung und Mitteilung ihres Inhalts nicht gestattet, soweit nicht ausdrücklich zugestanden. Zuwiderhandlungen verpflichten zu Schadensersatz. Alle Rechte für den Fall der Patenterteilung oder Gebrauchsmuster-Eintragung vorbehalten.

FAI2020-000920  
 NXM-V01

# Mouser Electronics

Authorized Distributor

Click to View Pricing, Inventory, Delivery & Lifecycle Information:

[Amphenol:](#)

[C091 11G012 000 2](#)