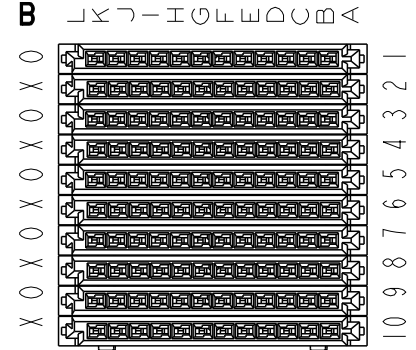
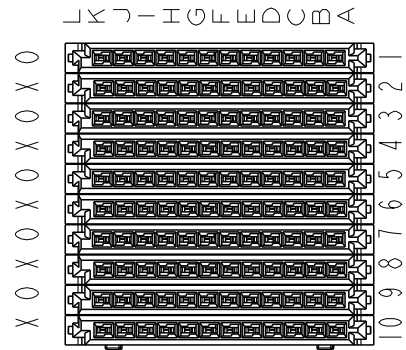
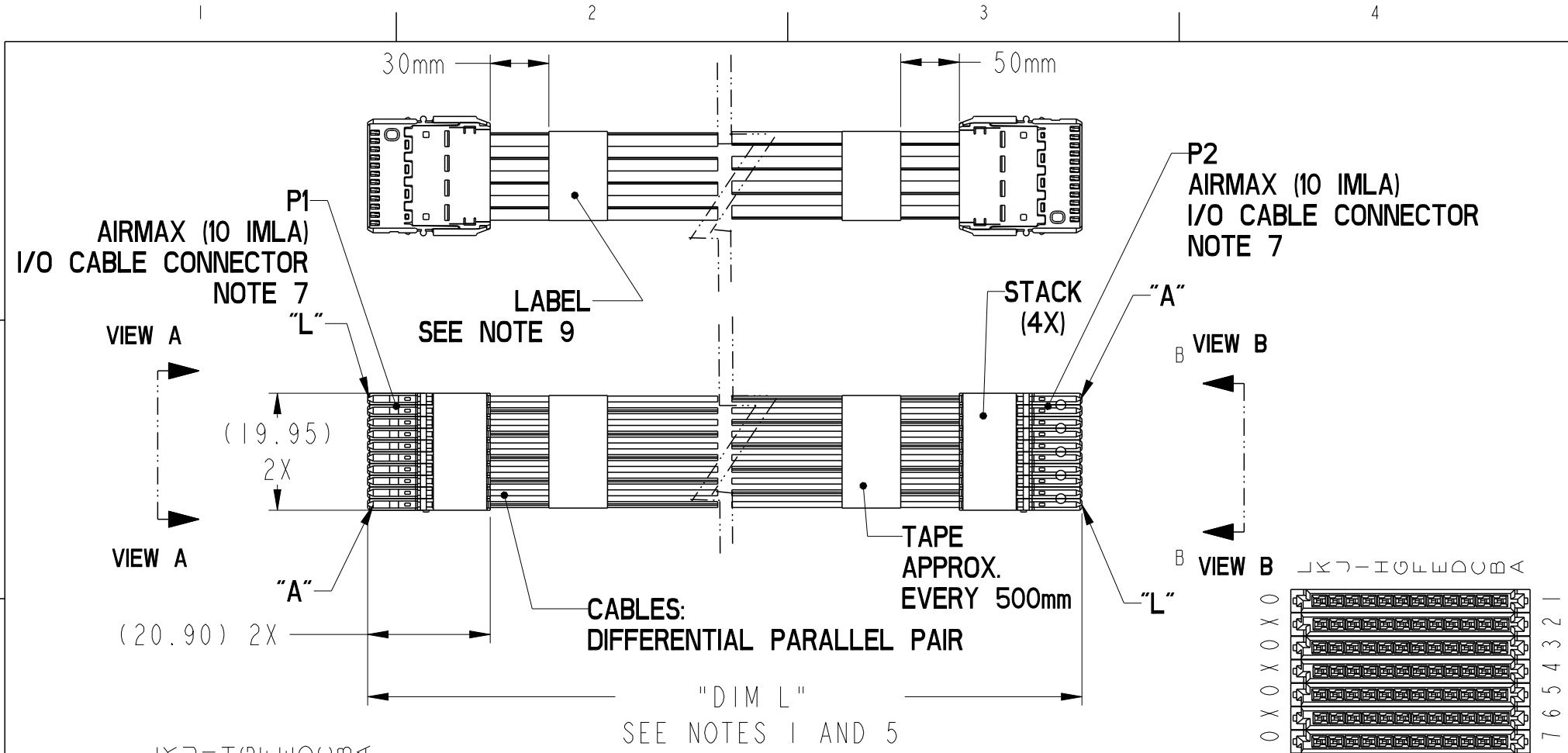




Copyright FCI.



dr	Deborah Ingram	2009/12/18	projection 	MM 	size	A4	scale	1:2
eng	Andy Wu	2012/08/16			ecn no	-		
chr	-	-			rel level	Released		
appr	Roger Cheng	2012/08/21	product family	-	rev		A	
www.fci.com		cat. no.	-	Product - Customer Drw	sheet 1 of 4	title AIRMAX CABLE ASSEMBLY		
				Product - Customer Drw	sheet 1 of 4	dwg no 10110653		

PIN CALL OUT CHART (P1) LEFT

PIN CALL OUT CHART (P2) RIGHT

	L	K	J	I	H	G	F	E	D	C	B	A	
O	G4	S4	S4	G3	S3	S3	G2	S2	S2	G1	S1	S1	1
X	S8	S8	G8	S7	S7	G7	S6	S6	G6	S5	S5	G5	2
O	G12	S12	S12	G11	S11	S11	G10	S10	S10	G9	S9	S9	3
X	S16	S16	G16	S15	S15	G15	S14	S14	G14	S13	S13	G13	4
O	G20	S20	S20	G19	S19	S19	G18	S18	S18	G17	S17	S17	5
X	S24	S24	G24	S23	S23	G23	S22	S22	G22	S21	S21	G21	6
O	G28	S28	S28	G27	S27	S27	G26	S26	S26	G25	S25	S25	7
X	S32	S32	G32	S31	S31	G31	S30	S30	G30	S29	S29	G29	8
O	G36	S36	S36	G35	S35	S35	G34	S34	S34	G33	S33	S33	9
X	S40	S40	G40	S39	S39	G39	S38	S38	G38	S37	S37	G37	10

	L	K	J	I	H	G	F	E	D	C	B	A	
O	G4	S4	S4	G3	S3	S3	G2	S2	S2	G1	S1	S1	1
X	S8	S8	G8	S7	S7	G7	S6	S6	G6	S5	S5	G5	2
O	G12	S12	S12	G11	S11	S11	G10	S10	S10	G9	S9	S9	3
X	S16	S16	G16	S15	S15	G15	S14	S14	G14	S13	S13	G13	4
O	G20	S20	S20	G19	S19	S19	G18	S18	S18	G17	S17	S17	5
X	S24	S24	G24	S23	S23	G23	S22	S22	G22	S21	S21	G21	6
O	G28	S28	S28	G27	S27	S27	G26	S26	S26	G25	S25	S25	7
X	S32	S32	G32	S31	S31	G31	S30	S30	G30	S29	S29	G29	8
O	G36	S36	S36	G35	S35	S35	G34	S34	S34	G33	S33	S33	9
X	S40	S40	G40	S39	S39	G39	S38	S38	G38	S37	S37	G37	10



Copyright FCI.

spec ref		dr Deborah Ingram		2009/12/18		projection		MM		size A4		scale 1:2	
tolerance std		eng Andy Wu		2012/08/16						ecn no -		rel level Released	
TOLERANCES UNLESS OTHERWISE SPECIFIED		chr -		-						product family -			
surface <input checked="" type="checkbox"/>		appr Roger Cheng		2012/08/21		product family -		-		rel level Released			
linear		0.X ±				title AIRMAX CABLE ASSEMBLY		dwg no 10110653		rev A			
		0.XX ±											
		0.XXX ±											
angular		0° ±		www.fci.com		cat. no. -		Product - Customer Drw		sheet 2 of 4			

PreE File - REV C - 2009-06-09

WIRING LIST (NOTE 2)

P1		P2	
POS.		POS.	
A1 THRU A10	=====	A1 THRU A10	=====
B1 THRU B10	=====	B1 THRU B10	=====
C1 THRU C10	=====	C1 THRU C10	=====
D1 THRU D10	=====	D1 THRU D10	=====
E1 THRU E10	=====	E1 THRU E10	=====
F1 THRU F10	=====	F1 THRU F10	=====
G1 THRU G10	=====	G1 THRU G10	=====
H1 THRU H10	=====	H1 THRU H10	=====
I1 THRU I10	=====	I1 THRU I10	=====
J1 THRU J10	=====	J1 THRU J10	=====
K1 THRU K10	=====	K1 THRU K10	=====
L1 THRU L10	=====	L1 THRU L10	=====

NOTES:

1. UNLESS OTHERWISE SPECIFIED ASSEMBLED LENGTH TOLERANCE =
 = 1 METER: $\pm 15.0\text{mm}$
 > 1 METER TO 10 METER: $\pm 2\%$ OF "DIM L1"
 > 10 METER: +0 / -4% OF "DIM L1"
2. ALL CABLE ASSEMBLIES SHALL BE TESTED 100% FOR CONTINUITY AS DEFINED IN WIRING LIST.
3. UNLESS OTHERWISE SPECIFIED ALL CABLE ASSEMBLIES SHALL BE 100% HI-POT TESTED BY APPLYING 300V DC FOR MINIMUM OF 10ms, UNLESS ACTIVE COMPONENTS ARE USED IN THE ASSEMBLY.
4. OTHER TESTING PERFORMED AS REQUIRED BY PRODUCT SPECIFICATION: GS-12-344.
5. THIS DIMENSION IS A FINISHED PRODUCT LENGTH.
6. LEAD FREE PRODUCTS MEET EUROPEAN UNION DIRECTIVES AND OTHER COUNTRY REGULATIONS AS DESCRIBED IN GS-22-008.
7. CONNECTOR ASSEMBLIES SHOWN ARE FOR REFERENCE ONLY AND MAY NOT SHOW ALL PART DETAIL. REFERENCE CONNECTOR ASSEMBLY DRAWINGS FOR COMPLETE DETAILS.
8. GLOBAL STANDARDS PER CABLE PACKAGING: GS-14-1093.
9. LABEL:
 MANUFACTURER CODE OR NAME
 PART NUMBER
 REVISION
 DATE CODE WW/YY FORMAT
 COUNTRY OF ORIGIN
 FONT SHALL BE CLEARLY VISABLE AND BLACK IN COLOR
10. A " \triangle " SYMBOL WILL BE NEXT TO ANY DIMENSION, VIEW, OR NOTE WHICH HAS BEEN MODIFIED WITH THE CURRENT DRAWING REVISION. THE CURRENT REVISION WILL BE SHOWN IN THE SYMBOL.



Copyright FCI.

spec ref	dr	Deborah Ingram	2009/12/18	projection	MM	size	A4	scale	1:2	
tolerance std	eng	Andy Wu	2012/08/16			ecn no	-			
	chr	-	-							
surface <input checked="" type="checkbox"/>	appr	Roger Cheng	2012/08/21	product family	-	rel level	Released			
	linear	0.X	\pm	title AIRMAX CABLE ASSEMBLY www.fci.com	cat. no.	-	Product - Customer Drw	sheet 3 of 4	dwg no 10110653	rev A
		0.XX	\pm							
angular	0°	\pm								

Product Number	Cable Length	Wire Gauge	Note
10110653-4050LF	0.5M	26AWG	OTHER PN SEE NOTE-11
10110653-4100LF	1.0M	26AWG	
10110653-4150LF	1.5M	26AWG	
10110653-4200LF	2.0M	26AWG	

NOTES:

11 - PART NUMBER DESCRIPTION

10110653 - X XXX LF

CBALE WIRE GAUGE :
2---30AWG
4---26AWG

LEAD FREE

CBALE LENGTH:
X= METERS, XX=CENTIMETERS
EXAMPLE:
100 = 1 METERS, 00 CENTIMETERS ("DIM L")

spec ref		dr Deborah Ingram		2009/12/18		projection		MM		size A4		scale 1:2	
tolerance std		eng Andy Wu		2012/08/16						ecn no -		rel level Released	
TOLERANCES UNLESS OTHERWISE SPECIFIED		chr -		-						product family -			
surface <input checked="" type="checkbox"/>		appr Roger Cheng		2012/08/21		product family -		-		rel level Released			
linear		0.X		±				title AIRMAX CABLE ASSEMBLY		dwg no 10110653		rev A	
linear		0.XX		±									
linear		0.XXX		±									
angular		0°		±°		www.fci.com		cat. no. -		Product - Customer Drw		sheet 4 of 4	

Mouser Electronics

Authorized Distributor

Click to View Pricing, Inventory, Delivery & Lifecycle Information:

[FCI / Amphenol:](#)

[10110653-4100LF](#) [10110653-4150LF](#) [10110653-4050LF](#) [10110653-4200LF](#)