

4-20 mA vibration transmitter modules

iT150 series

SPECIFICATIONS

INPUT	
Sensor types	IEPE accelerometers, IEPE piezovelocity transducers, IEPE dual output (vibration and temperature) sensors
Sensor sensitivities accepted:	
Accelerometer	10, 100, 500 mV/g
Piezovelocity	10, 100, 500 mV/ips
Dual output ¹	10 mV/°C
Frequency response:	
Acceleration ²	0.2 Hz - 20 kHz (-3 dB, -0.1 dB)
Velocity	0.2 Hz - 5 kHz
Sensor powering:	
Open circuit voltage	24 VDC, ±5%
Constant-current	4.5 mA, ±20%
Maximum dynamic signal input, for linear response	20 Volts peak-to-peak
OUTPUT, 4-20 mA loop current	
Full scale, ±2%	see Ordering information on page 2
Output type	true RMS, equivalent peak, equivalent peak-peak, true peak
Maximum 4-20 mA loop load resistance	500 Ω
Accuracy	±0.2% of full scale
Turn on time	<30 seconds
OUTPUT, buffered dynamic	
Gain, RTI sensor	1.0 ±2%
Noise RTO, broadband, 1 Hz - 10 kHz, RMS	≤0.0001 Volts
Output type	DC-coupled
ENVIRONMENTAL	
Power:	
Voltage (Vin)	11 - 32 VDC
Current draw	125 mA at 24 VDC (3 watts max)
Temperature, operating, ambient	-40° to +70°C
PHYSICAL	
Mounting	snap into 35 mm DIN rail
Dimensions:	
Width	22.5 mm (0.86")
Depth (front of BNC to back of DIN rail)	127 mm (4.98")
Height	100 mm (3.90")



Key features

- Temperature measurement
- Slim 22.5 mm case
- Front panel BNC for dynamic signal output
- Manufactured in ISO 9001 facility

For dimensions and ordering information, see page 2.

For system architecture, see page 3.

Notes: ¹ Compatible with Wilcoxon models 786T and 787T (measurement range: 0° to 120°C, input signal: 0 - 1.2 VDC).

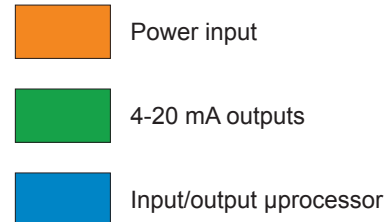
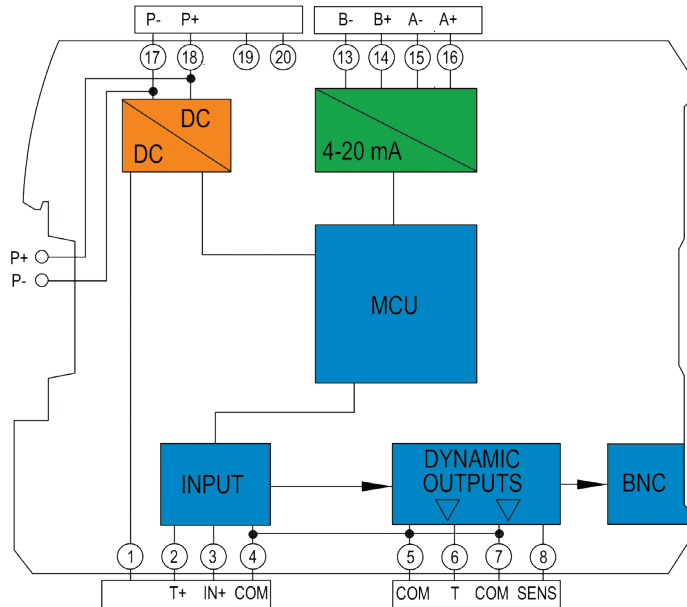
² True peak frequency response: 10 Hz to 25 kHz.



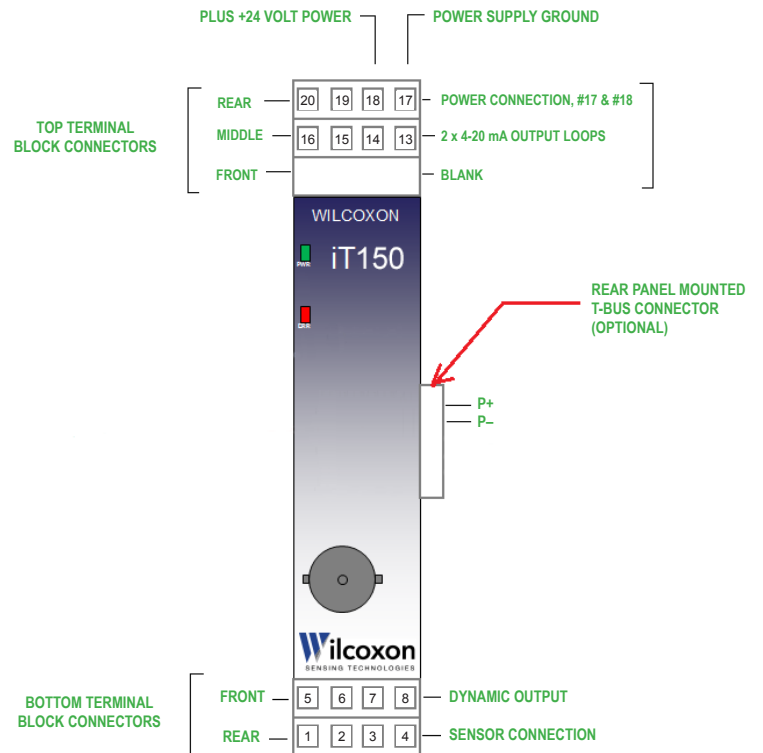
Note: Due to continuous process improvement, specifications are subject to change without notice. This document is cleared for public release.



System architecture



IO Port	Terminal numbers and signal assignments
Vibration sensor	1 - No connection 2 - Temperature sensor (in T+) 3 - Signal in / Sensor Power (IN+) 4 - Circuit common (COM)
Temperature dynamic output	5 - Circuit common (COM) 6 - Temperature out (T)
Sensor dynamic output	7 - Circuit common (COM) 8 - Sensor out (SENS)
4-20 mA Loop B Temperature	13 - B- 14 - B+
4-20 mA Loop A Vibration	15 - A- 16 - A+
Power input	17 - P- 18 - P+
Not used	19 20



Note: Due to continuous process improvement, specifications are subject to change without notice. This document is cleared for public release.

Mouser Electronics

Authorized Distributor

Click to View Pricing, Inventory, Delivery & Lifecycle Information:

[Amphenol:](#)

[IT150-A-100-PP-A-G-20-2-2000](#) [iT150-A-10-PP-A-G-5-2-2000](#) [IT150-A-100-RMS-V-MM/S-50-5-50](#)