


|   |                                      |   |                    |
|---|--------------------------------------|---|--------------------|
| NUMBER<br><b>GS-12-002</b>              | TYPE<br><b>PRODUCT SPECIFICATION</b> |  |                    |
| TITLE<br><b>Metral™Connector System</b> |                                      | PAGE<br>1 of 3  | REVISION<br>J      |
|   |                                      | AUTHORIZED BY<br>M.LENOIR   | DATE<br>2007/06/08 |
| CLASSIFICATION<br><b>UNRESTRICTED</b>   |                                      |   |                    |

## 1.0 OBJECTIVE

This specification defines the product specifications list of the modular Metric Metral Connector System.

## 2.0 SCOPE

These specifications are applicable to all the Metral family products which provides a separable interconnect for printed circuit boards, and includes headers, receptacles and cables connectors

Listed specifications define all the different performances for the products


## 3.0 PRODUCTS APPLICABLE SPECIFICATIONS

### 3.1 Headers:

- GS-12-180** Header Metral Straight Converged connectors
- GS-12-445** Header Metral Right Angle Press-fit connectors
- GS-12-446** Header Metral Right Angle STB and PIP connectors
- GS-12-135** Header Metral Straight/Right angle Shielded connectors

### 3.2 Receptacles

- GS-12-177** Receptacle Metral T series Solder to Board Signal connector
- GS-12-453** Receptacle Metral B series Solder to Board and Press-fit Signal connector
- GS-12-447** Receptacle Metral F series and NGen Press-fit connector
- GS-12-448** Receptacle Metral F series STB connector
- GS-12-215** Receptacle Metral TINT series Pin in Paste Signal connector


|  |                                      |   |                           |
|--|--------------------------------------|---|---------------------------|
| NUMBER<br><b>GS-12-002</b>               | TYPE<br><b>PRODUCT SPECIFICATION</b> |  |                           |
| TITLE<br><b>Metral™ Connector System</b> |                                      | PAGE<br><b>2 of 3</b>   | REVISION<br><b>J</b>      |
|  |                                      | AUTHORIZED BY<br><b>M.LENOIR</b>  | DATE<br><b>2007/06/08</b> |
| CLASSIFICATION<br><b>UNRESTRICTED</b>    |                                      |   |                           |

### 3.3 Cables connectors

**GS-12-015** Metral Unshielded Cable connector 4row

**GS-12-016** Metral Unshielded Cable connector 5row

**GS-12-129** Metral Shielded Cable connector 5row

|  |                                      |   |                    |
|--|--------------------------------------|---|--------------------|
| NUMBER<br><b>GS-12-002</b>               | TYPE<br><b>PRODUCT SPECIFICATION</b> |  |                    |
| TITLE<br><b>Metral™ Connector System</b> |                                      | PAGE<br>3 of 3  | REVISION<br>J      |
|  |                                      | AUTHORIZED BY<br>M.LENOIR   | DATE<br>2007/06/08 |
| CLASSIFICATION<br><b>UNRESTRICTED</b>    |                                      |   |                    |

#### 4.0 REVISION RECORD

| REV | PAGE                     | DESCRIPTION   | EC #      | DATE       |
|-----|--------------------------|---|-----------|------------|
| A   | All                      | Changed from preliminary to released  | H20184    | 92/03/31   |
| B   | 3/4/5/8<br>5<br>9<br>All | Added shorting contact<br>Added 5 row info<br>Updated 8.4 to latest IEC spec<br>DuPont Logo replaced by BERG  | V61100    | 96/07/31   |
| C   | 2                        | DuPont replaced by Berg   | H70095    | 97/02/24   |
| D   | 5<br>8                   | Added 30 milliOhms max. after all mechanical and environmental tests<br>Updated 8.1 resistance shall not exceed a 10 mΩ rise, max, above the values measured in Table I | V70427    | 97/05/06   |
| E   | All                      | Berg logo replaced by FCI logo<br>Updated GES to GS, removed the words "cable connector" in the scope, updated Bellcore specification reference                         | H00368    | 00/08/29   |
| F   | 3<br>All                 | Added receptacle power compliant contact<br>Re-writting the document<br>FCI logo replaced by AREVA logo   | LS05-0055 | 05/06/21   |
| G   | All                      | New logo  | LS06-0109 | 06/07/04   |
| H   | 1/2                      | Reorganize specification entirely–Suppress sheet 3 to 11 –Add product specifications reference dedicated to each product  | LS07-0075 | 23/03/12   |
| J   | All                      | New frame   | LS07-0129 | 2007/06/08 |

# Mouser Electronics

Authorized Distributor

Click to View Pricing, Inventory, Delivery & Lifecycle Information:

[FCI / Amphenol:](#)

[85704-1021LF](#) [85704-2111LF](#) [85706-1021LF](#) [85706-1111LF](#) [85704-1111LF](#) [85704-1121LF](#) [85704-2121LF](#) [85706-1011LF](#) [85706-1121LF](#) [85706-2011LF](#) [85706-2021LF](#) [85706-2111LF](#) [85706-2121LF](#)