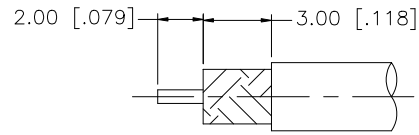
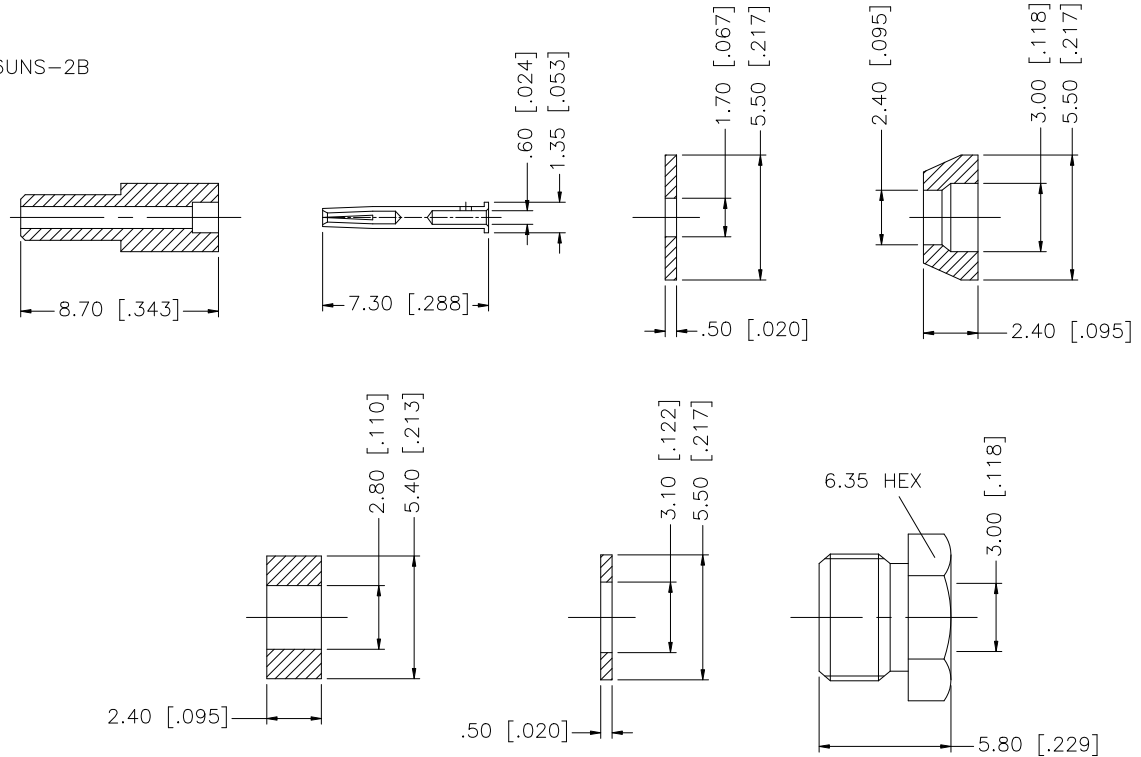
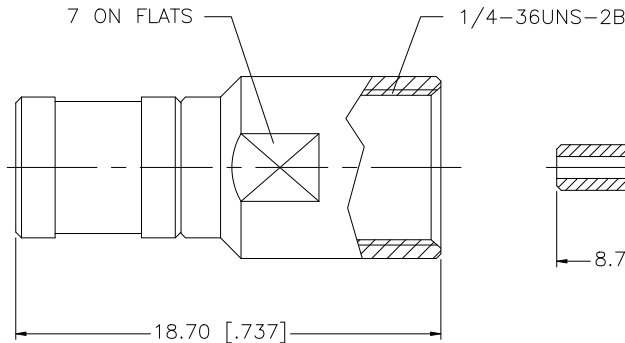


REV.	DATE	ECR NO.	DESCRIPTION
NC	11/23/08	-	INITIAL RELEASE



RECOMMENDED CABLE STRIPPING DIMS.



NOTE:
1. CONTACT PIN TO SOLDER.

9	HEX NUT	BRASS	GOLD	1
8	WASHER	BRASS	GOLD	1
7	GASKET	SILICONE	RED	1
6	TOP HAT	BRASS	GOLD	1
5	WASHER	BRASS	GOLD	1
4	CONTACT PIN	BER. COPPER	GOLD	1
3	INSULATOR	PTFE	NATURAL	1
2	SHELL	BRASS	GOLD	1
1	BODY	BRASS	GOLD	1
	DESCRIPTION	MATERIAL	FINISH	QTY

UNLESS OTHERWISE SPECIFIED DIMENSIONS ARE IN MILLIMETERS. DIMENSIONS IN [] ARE IN INCHES AND FOR CUSTOMER REFERENCE ONLY.

UNLESS OTHERWISE SPECIFIED TOLERANCES FOR MILLIMETERS ARE:
0.5 - 8mm ± 0.20mm
8 - 30mm ± 0.40mm
30 - 120mm ± 0.50mm

UNLESS OTHERWISE SPECIFIED TOLERANCES FOR INCHES ARE:
.020 - .315 ± 0.007"
.315 - 1.180 ± 0.015"
1.180 - 4.724 ± 0.020"

DO NOT SCALE DRAWING

APPROVALS	DATE
DRAWN GRS	11/23/08
CHECKED	
ISSUED	
SHEET 1 OF 1	
CAD FILE	C:/142/142118.DWG

<h1>Amphenol Connex</h1>			
PART DESCRIPTION SMB CLAMP PLUG (FOR RG-174/U, 188A/U 316/U CABLE)			
PART NO. 142118			
DWG. NO.	142118.DWG	REV.	NC
SIZE	A	SCALE	NA

Mouser Electronics

Authorized Distributor

Click to View Pricing, Inventory, Delivery & Lifecycle Information:

[Amphenol:](#)

[142118](#)