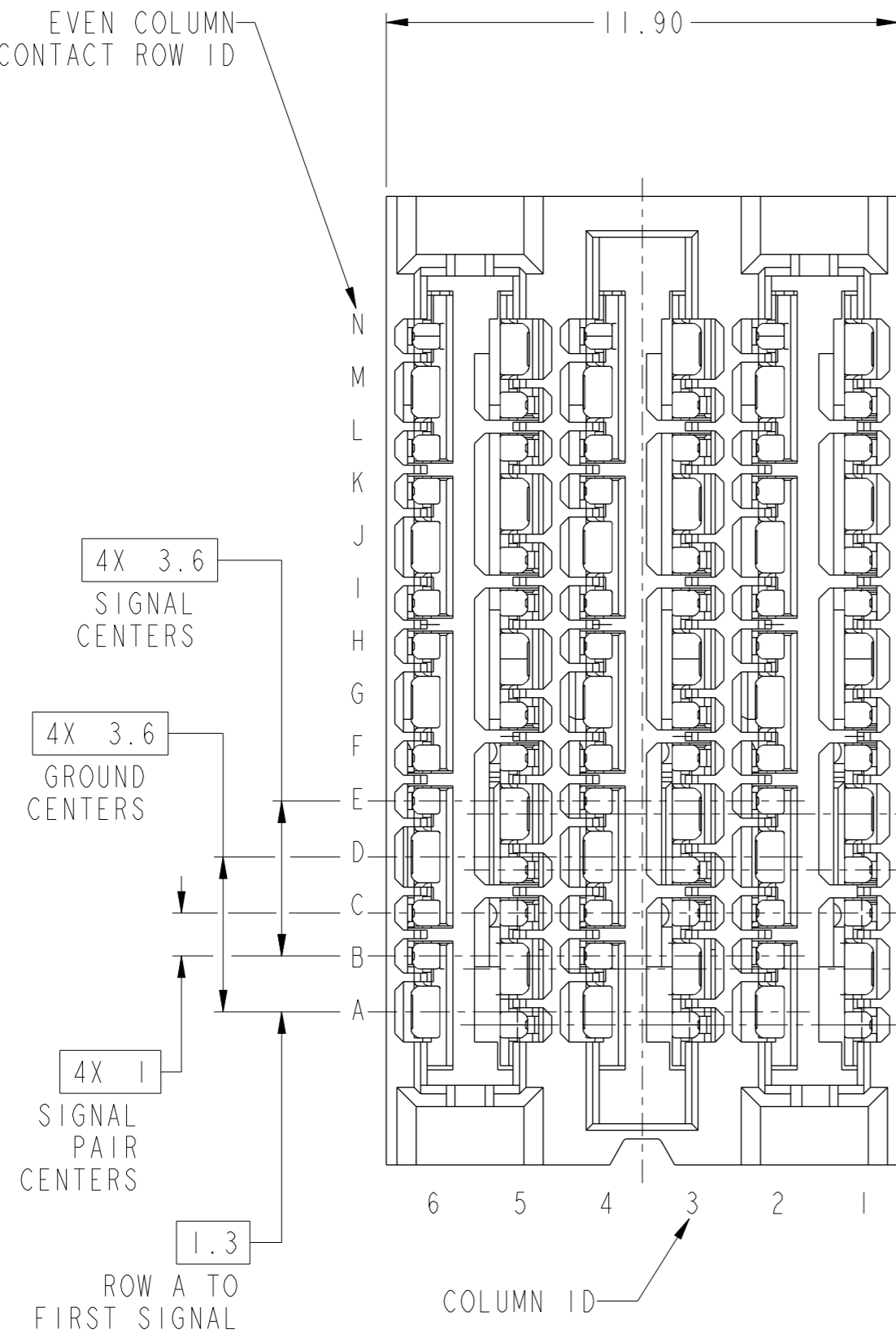
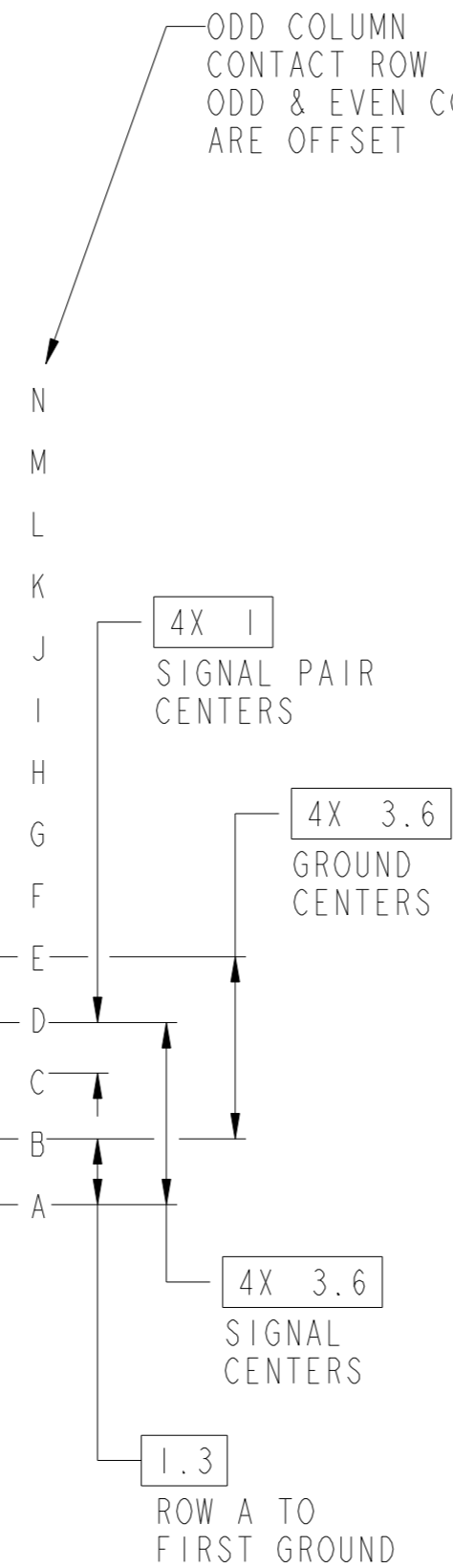


PRODUCT NUMBER
SEE TABLE

EVEN COLUMN
CONTACT ROW ID

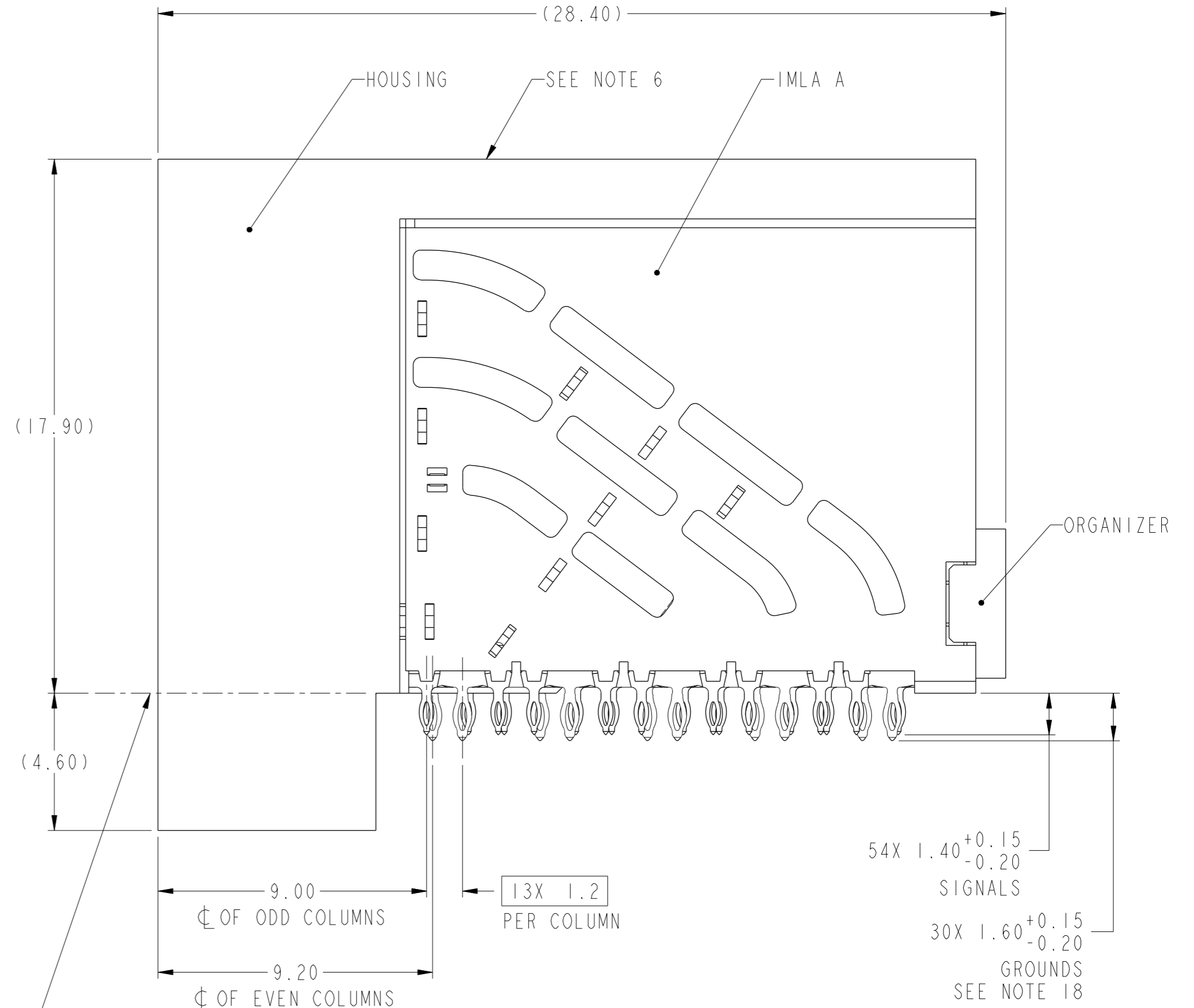


ODD COLUMN
CONTACT ROW ID
ODD & EVEN COLUMNS
ARE OFFSET



**10125055-101LF
STANDARD MATE RECEPTACLE**

TOP SURFACE
OF DCARD



spec ref	SEE NOTES	dr	Daniel Xiao	2013-12-25	projection	MM	size	A2	scale	7:1								
tolerance std	TOLERANCES UNLESS OTHERWISE SPECIFIED	eng	Daniel Xiao	2013-12-25			ecn no	rel level	In Work	rev								
ASME Y14.5M		chr	Heaven Cen	2013-12-25							product family	ExaMax						
surface	<table border="1"> <tr> <td>linear</td> <td>0.X</td> <td>±.3</td> </tr> <tr> <td></td> <td>0.XX</td> <td>±.10</td> </tr> <tr> <td></td> <td>0.XXX</td> <td>±.050</td> </tr> <tr> <td>angular</td> <td>0°</td> <td>±°</td> </tr> </table>	linear	0.X	±.3		0.XX	±.10		0.XXX	±.050	angular	0°	±°		ExaMAX R.A. RECEPTACLE ASS'Y, 4 PR, 84 POS, 6 IMLA, 12MM		no 10125055	rev 6
linear	0.X	±.3																
	0.XX	±.10																
	0.XXX	±.050																
angular	0°	±°																
		www.fci.com	cat. no.	10125055-101LF	Product - Customer Drw		sheet 1 of 10											



Copyright FCI.

1 2 3 4 5 6 7 8

A

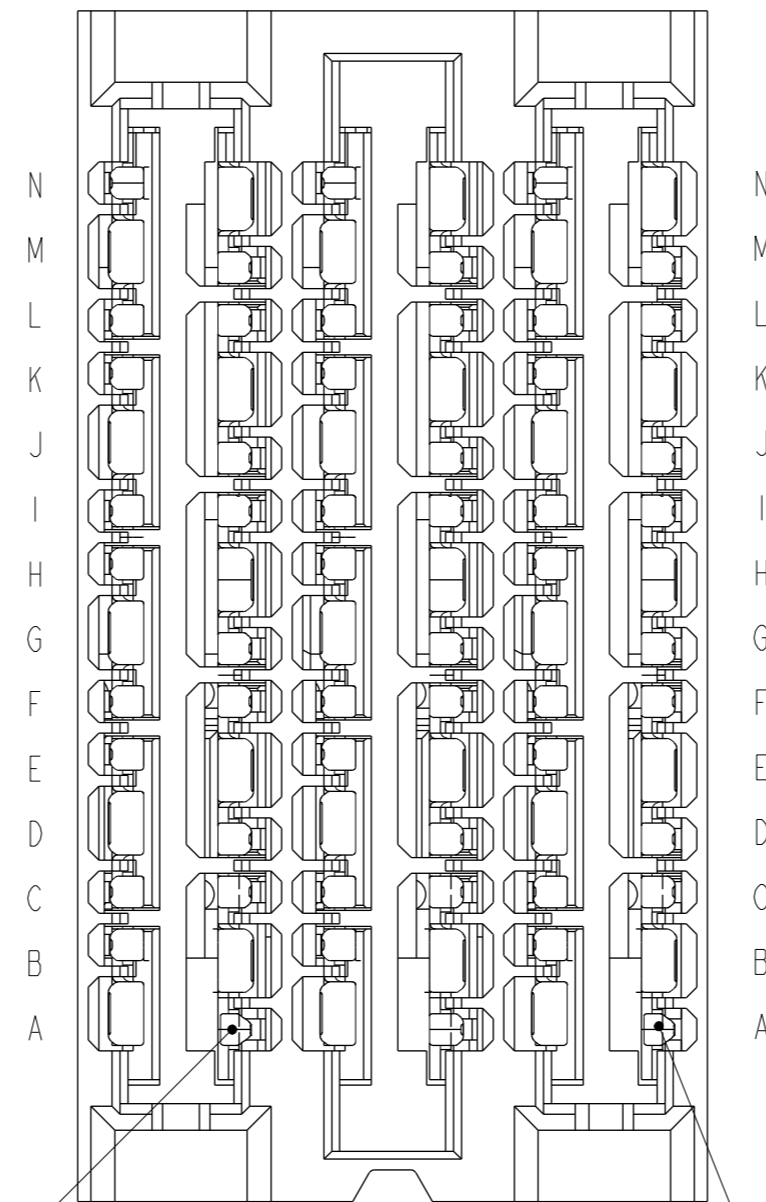
B

C

D

E

F



ADVANCED MATE
POSITION A5
SEE NOTE 13

ADVANCED MATE
POSITION A1
SEE NOTE 13

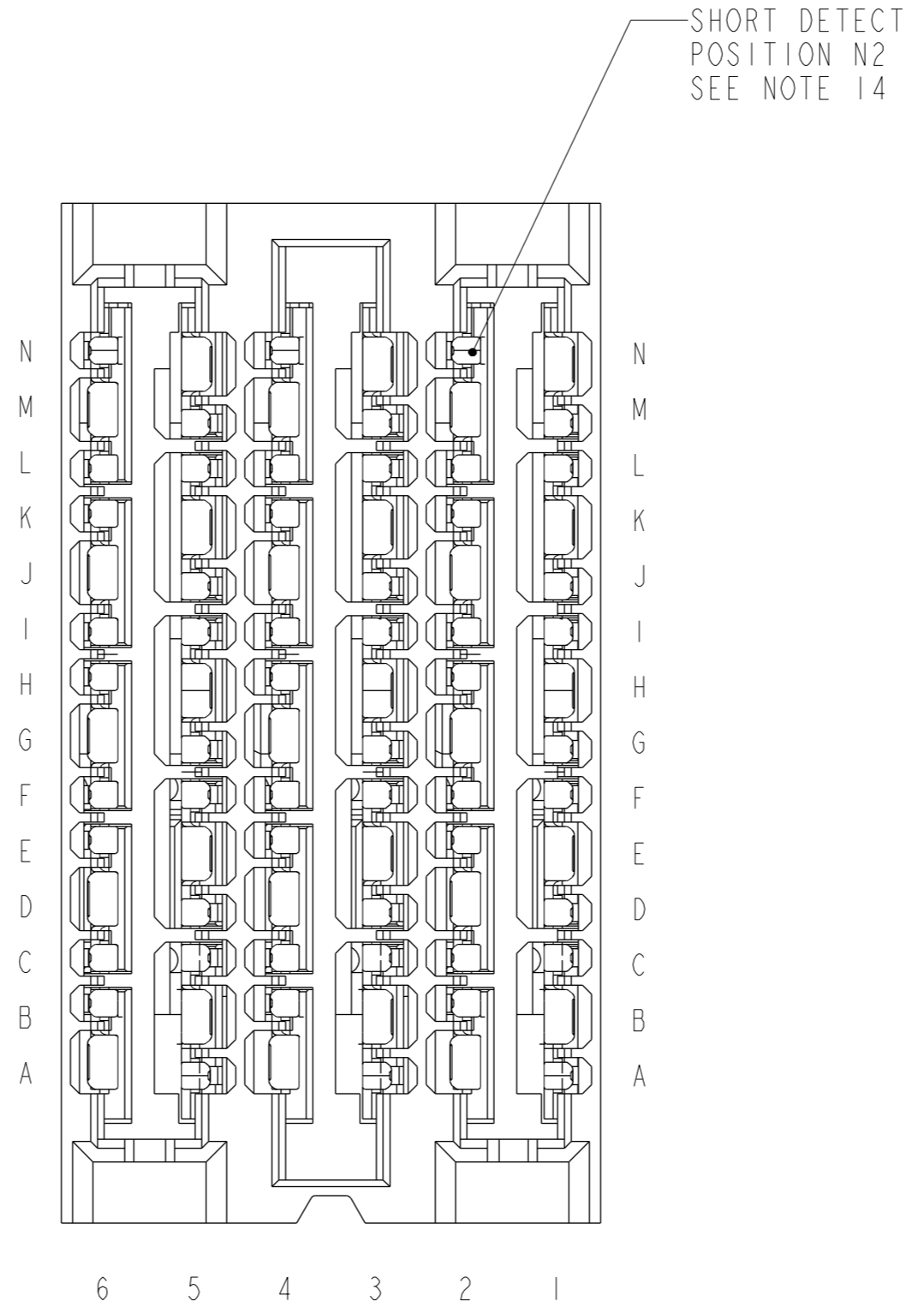
10125055-201LF
ADVANCED MATE RECEPTACLE
ADVANCED MATE POSITIONS ARE POSITIONS A1 AND A5 ONLY
FOR ALL DIMENSIONS SEE 10125055-101LF ON SHEET 1



Copyright FCI.

spec ref	SEE NOTES	dr	Daniel Xiao	2013-12-25	projection	MM	size	A2	scale	7:1
tolerance std	TOLERANCES UNLESS OTHERWISE SPECIFIED	eng	Daniel Xiao	2013-12-25		← →	ecn no	rel level	In Work	rev
ASME Y14.5M		chr	Heaven Cen	2013-12-25						
surface	linear	0.X	±.3		title	ExaMAX R.A. RECEPTACLE	cat. no.	10125055	Product - Customer Drw	sheet 2 of 10
		0.XX	±.10							
		0.XXX	±.050							
	angular	0°	±°	www.fci.com	cat. no.	10125055-101LF	Product - Customer Drw	sheet 2 of 10		

1 2 3 4 5 6 7 8

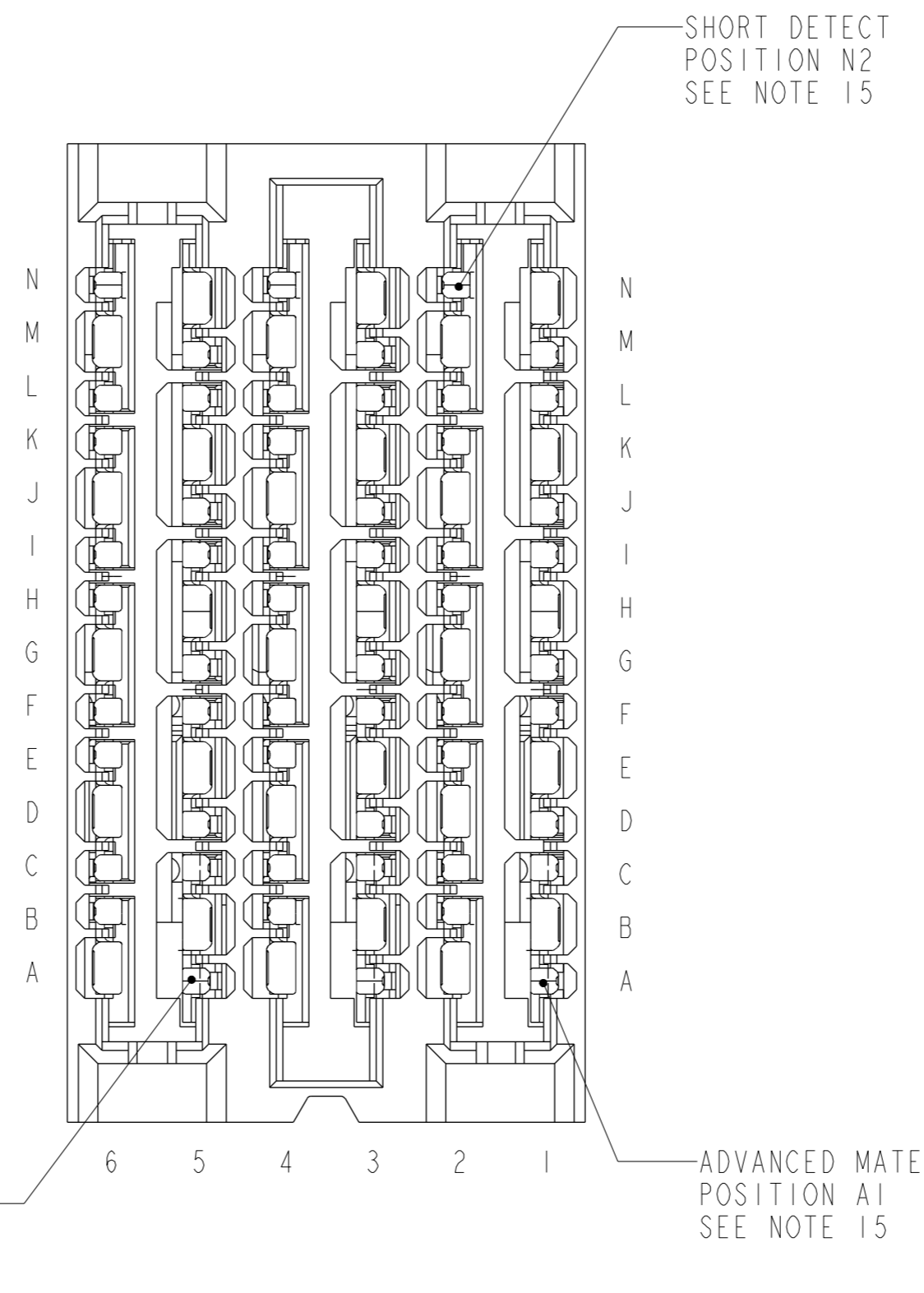


10125055-301LF
SHORT DETECT RECEPTACLE
SHORT DETECT POSITION IS N2
FOR ALL DIMENSIONS SEE 10125055-101LF ON SHEET 1



Copyright FCI.

spec ref	SEE NOTES	dr	Daniel Xiao	2013-12-25	projection	MM	size	A2	scale	7:1
tolerance std	TOLERANCES UNLESS OTHERWISE SPECIFIED	eng	Daniel Xiao	2013-12-25		← →	ecn no	rel level	In Work	rev
ASME Y14.5M		chr	Heaven Cen	2013-12-25						
surface	linear	0.X	±.3		title	ExaMAX R.A. RECEPTACLE	no	10125055	6	
		0.XX	±.10							
		0.XXX	±.050							
	angular	0°	±°	www.fci.com	cat. no.	10125055-101LF	Product - Customer Drw	sheet 3 of 10		

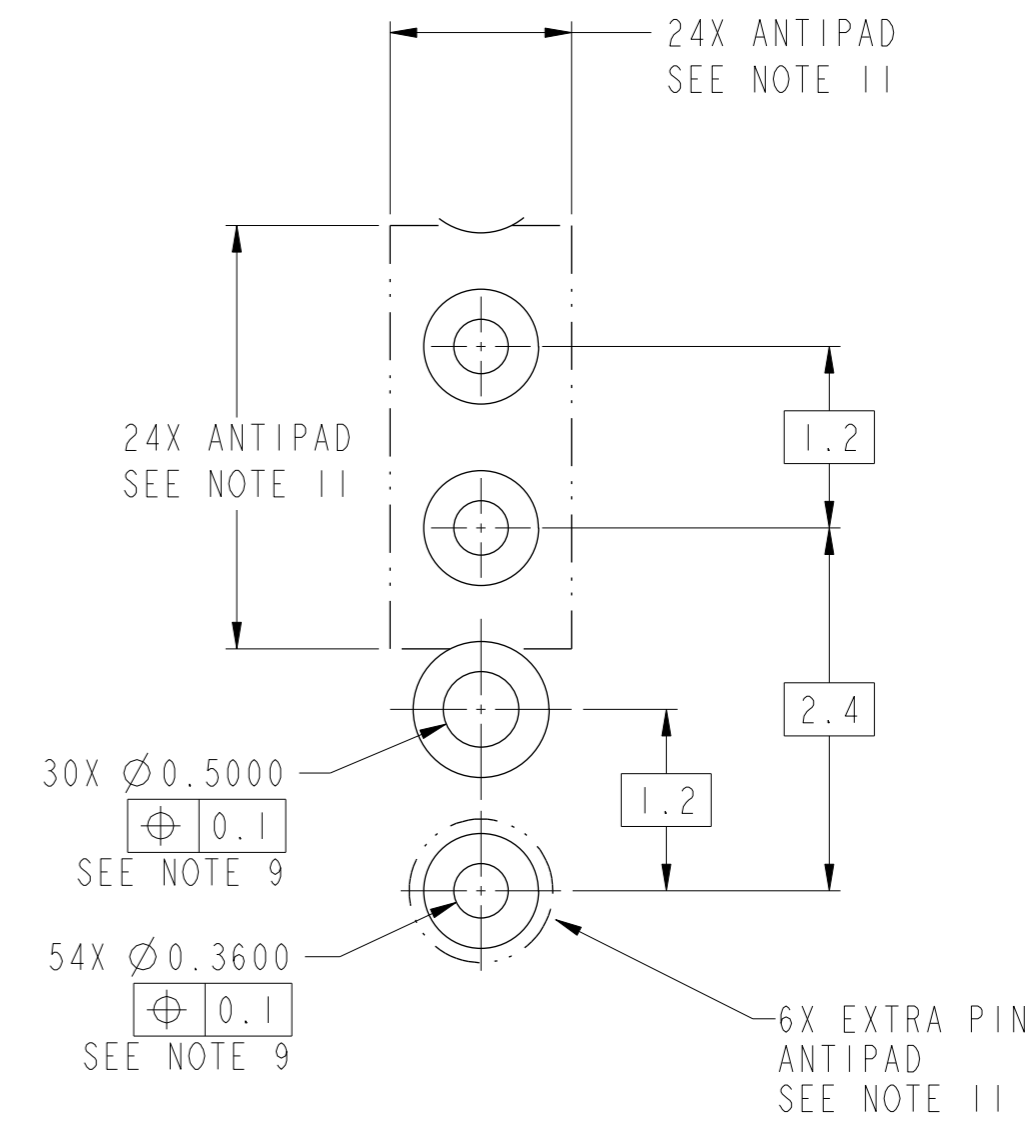
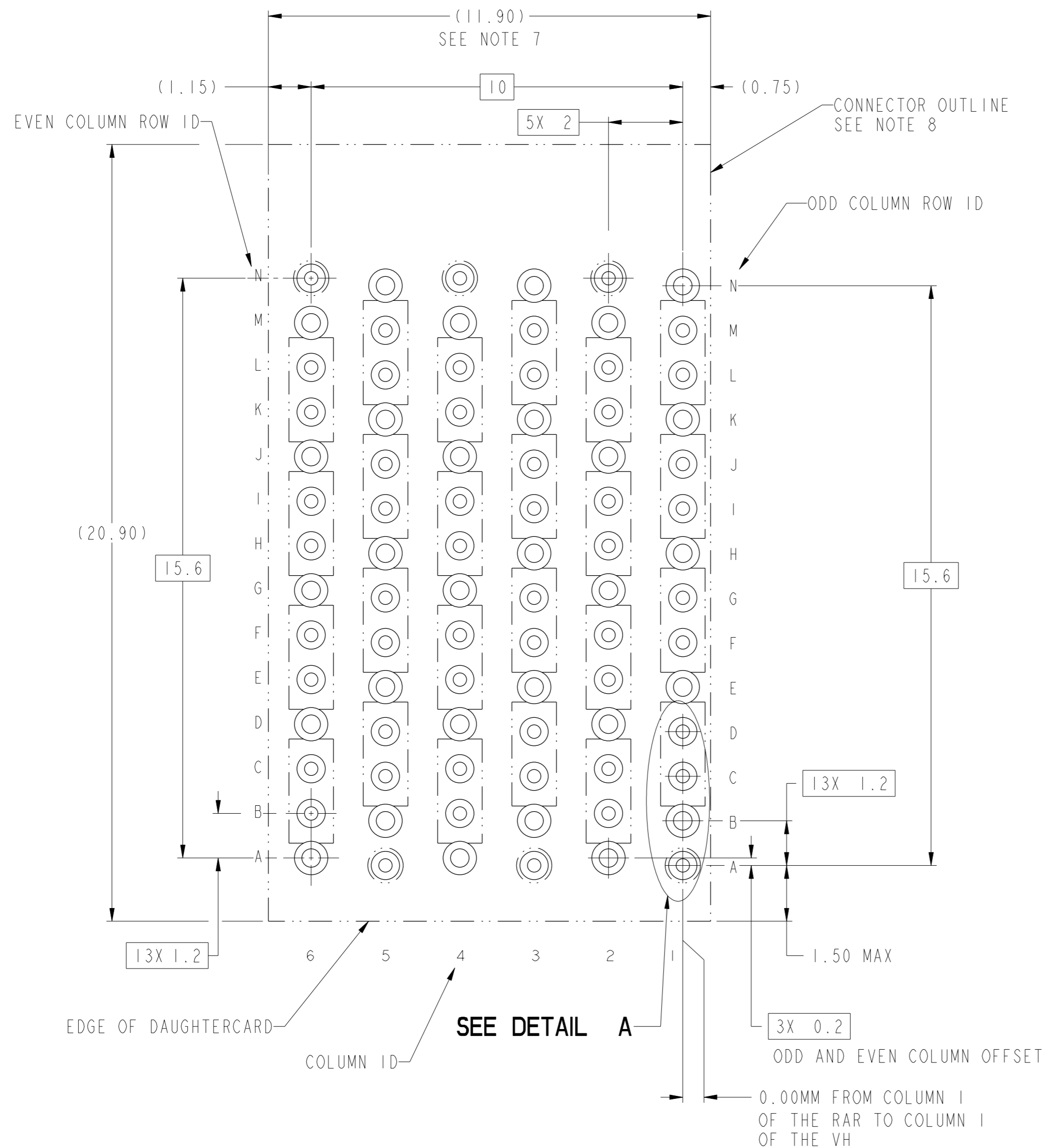


10125055-401LF
ADVANCED MATE/SHORT DETECT RECEPTACLE
ADVANCED MATE POSITIONS ARE POSITIONS A1 AND A5 ONLY
SHORT DETECT POSITION IS N2
FOR ALL DIMENSIONS SEE 10125055-101LF ON SHEET 1



Copyright FCI.

spec ref	SEE NOTES	dr	Daniel Xiao	2013-12-25	projection	MM	size	A2	scale	7:1										
tolerance std	TOLERANCES UNLESS OTHERWISE SPECIFIED	eng	Daniel Xiao	2013-12-25			ecn no	rel level	In Work	rev										
ASME Y14.5M		chr	Heaven Cen	2013-12-25																
surface	<table border="1"> <tr> <td rowspan="3"> </td> <td>linear</td> <td>0.X</td> <td>±.3</td> </tr> <tr> <td></td> <td>0.XX</td> <td>±.10</td> </tr> <tr> <td></td> <td>0.XXX</td> <td>±.050</td> </tr> <tr> <td></td> <td>angular</td> <td>0°</td> <td>±°</td> </tr> </table>		linear	0.X	±.3		0.XX	±.10		0.XXX	±.050		angular	0°	±°		title ExaMAX R.A. RECEPTACLE ASS'Y, 4 PR, 84 POS, 6 IMLA, 12MM	cat. no. 10125055-101LF	Product - Customer Drw	sheet 4 of 10
	linear		0.X	±.3																
			0.XX	±.10																
		0.XXX	±.050																	
	angular	0°	±°																	

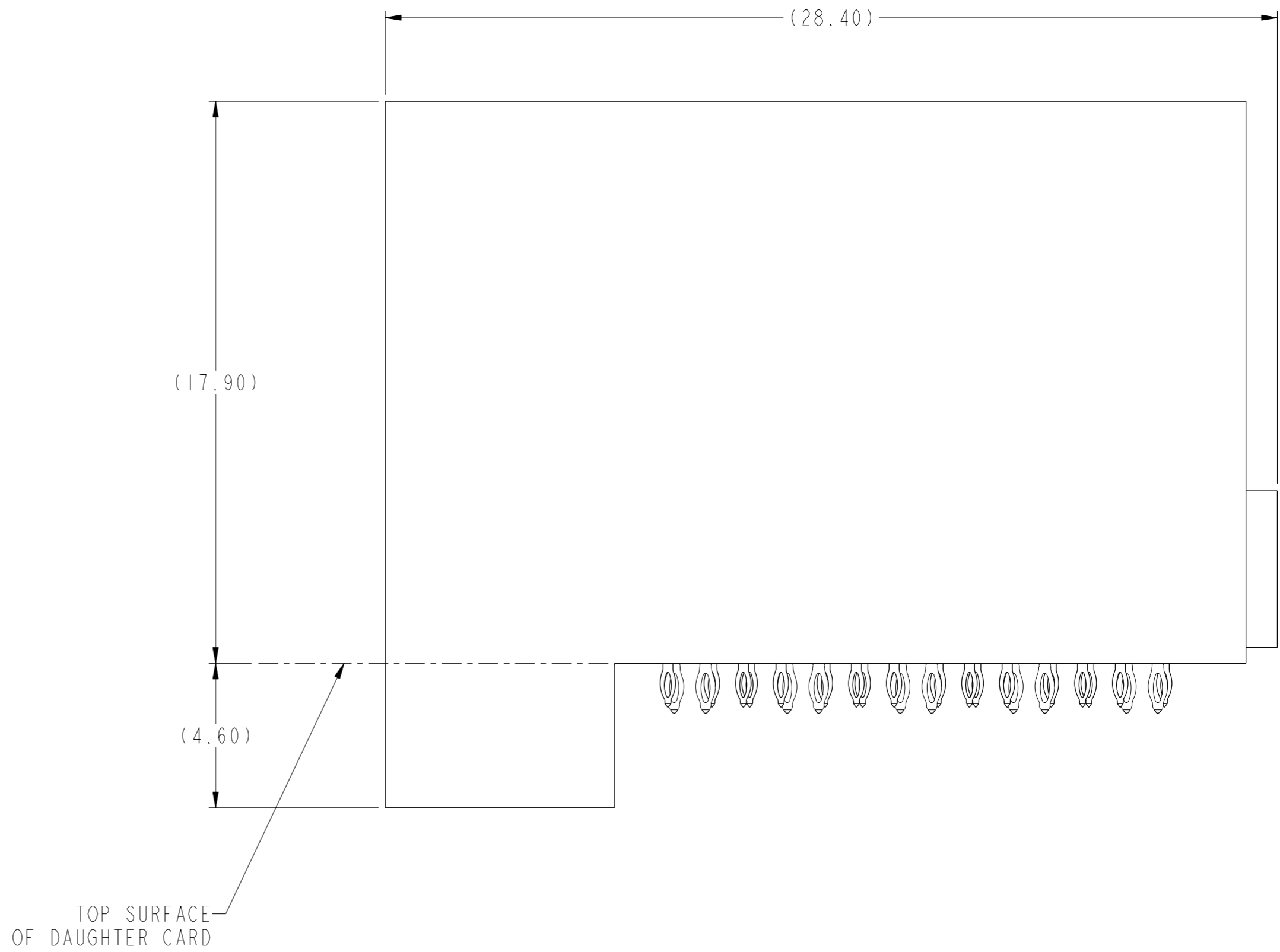
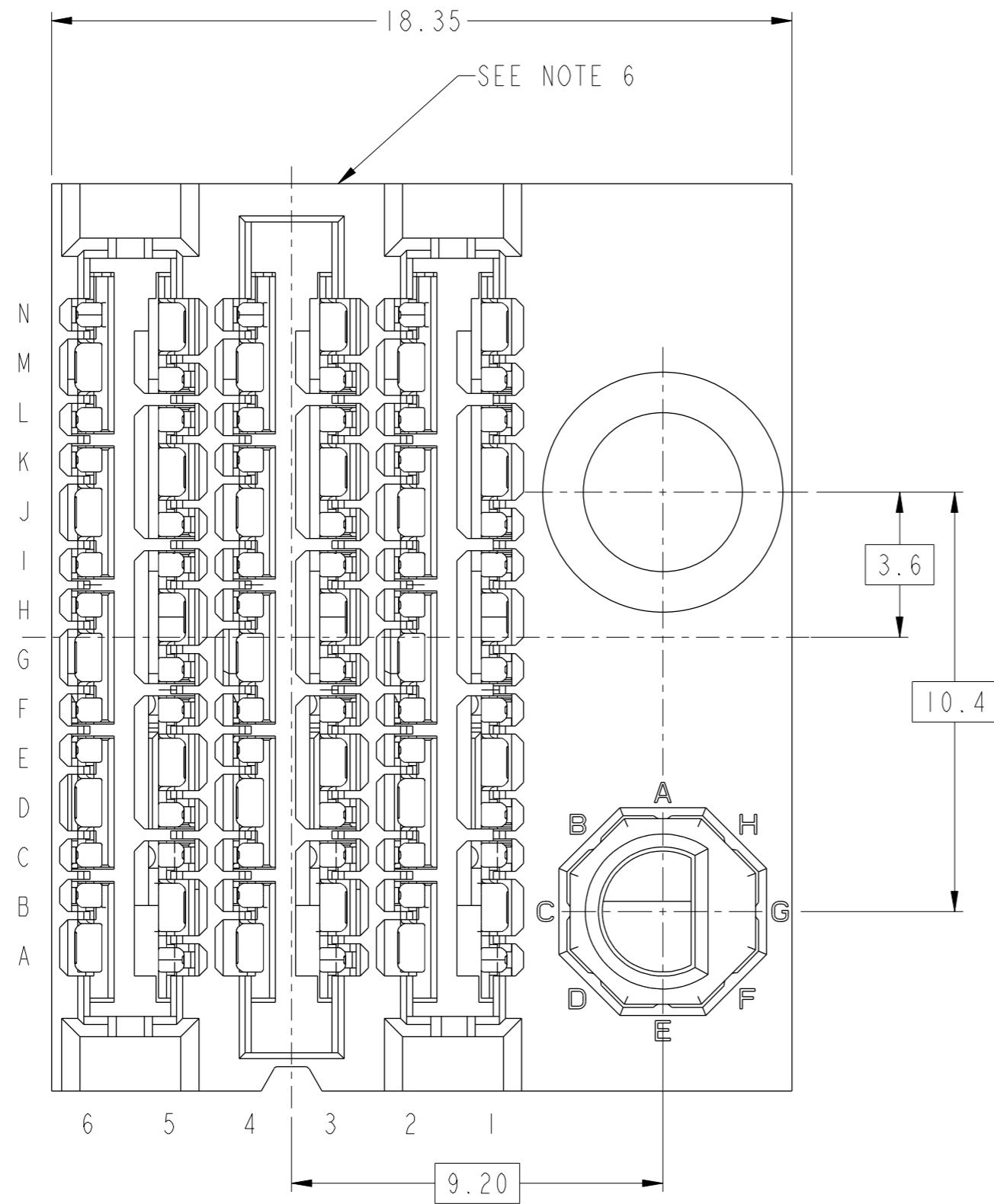


**10125055-X01 RECOMMENDED PCB LAYOUT
COMPONENT SIDE
NOTES 7, 8, 9, & 11
SCALE 10:1**

spec ref	SEE NOTES	dr	Daniel Xiao	2013-12-25	projection	MM	size	A2	scale	7:1												
tolerance std	TOLERANCES UNLESS OTHERWISE SPECIFIED	eng	Daniel Xiao	2013-12-25			ecn no	rel level	In Work	rev												
ASME Y14.5M		chr	Heaven Cen	2013-12-25																		
surface	<table border="1"> <tr> <td>linear</td> <td>0.X</td> <td>±.3</td> </tr> <tr> <td></td> <td>0.XX</td> <td>±.10</td> </tr> <tr> <td></td> <td>0.XXX</td> <td>±.050</td> </tr> <tr> <td>angular</td> <td>0°</td> <td>±°</td> </tr> </table>	linear	0.X	±.3		0.XX	±.10		0.XXX	±.050	angular	0°	±°	appr			product family		cat. no.		Product - Customer Drw	sheet 5 of 10
linear	0.X	±.3																				
	0.XX	±.10																				
	0.XXX	±.050																				
angular	0°	±°																				
				ExaMAX R.A. RECEPTACLE ASS'Y, 4 PR, 84 POS, 6 IMLA, 12MM		10125055		6														



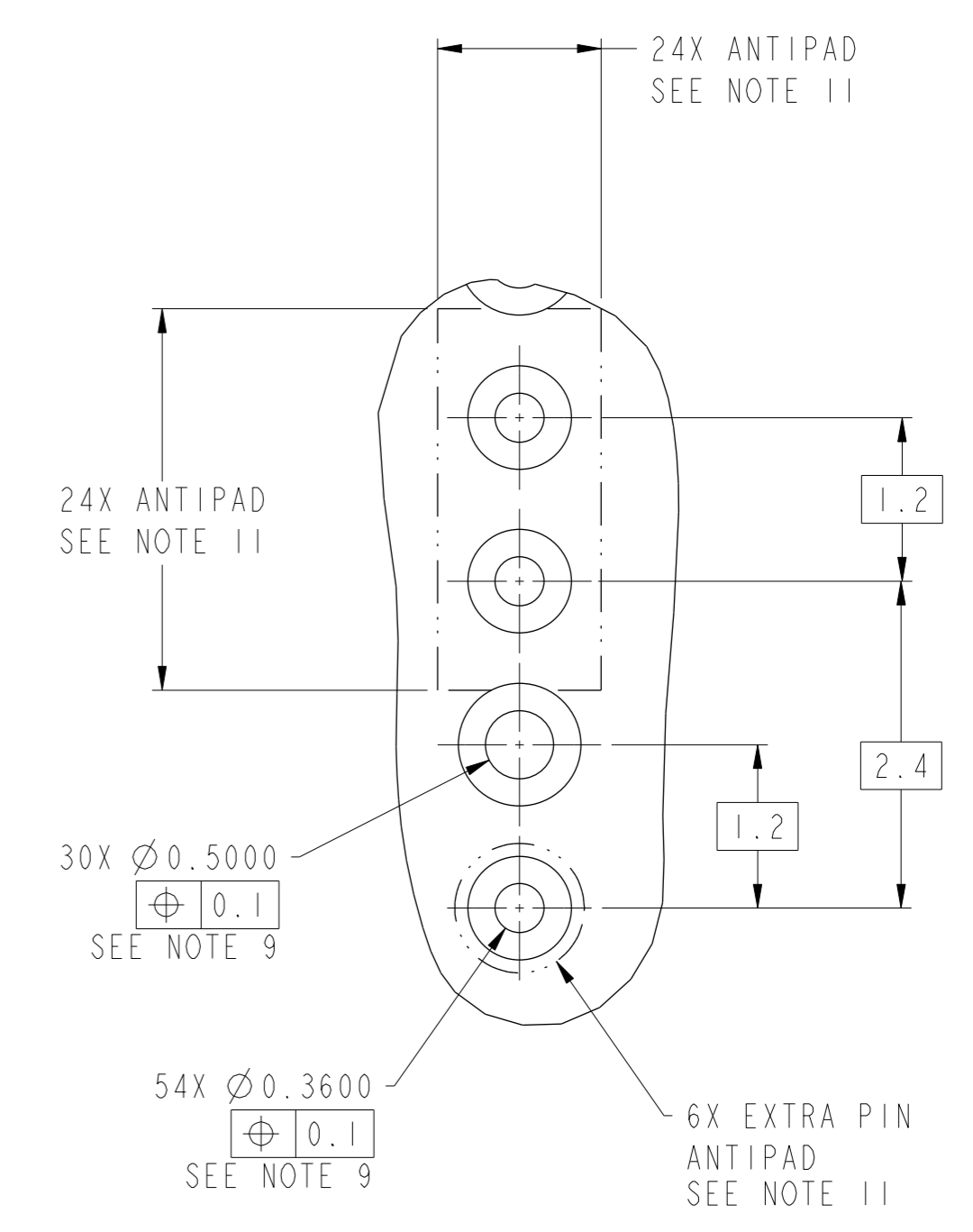
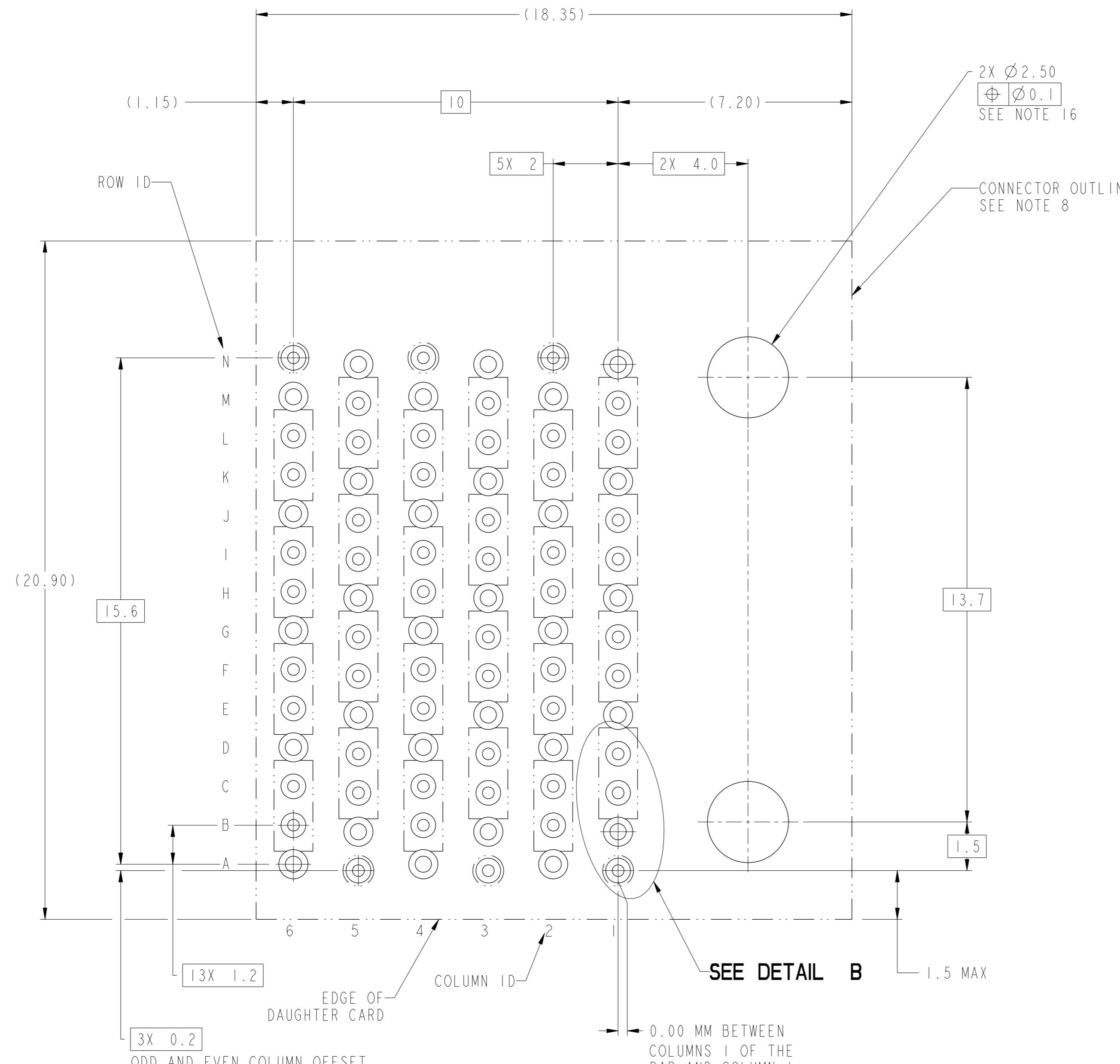
Copyright FCI.



10125055-X1ALF THRU 10125055-X1KLF
 RIGHT GUIDANCE (SEE NOTE 17)
 FOR ALL OTHER DIMENSIONS SEE 10125055-101LF ON SHEET 1

Copyright FCI.
FCI

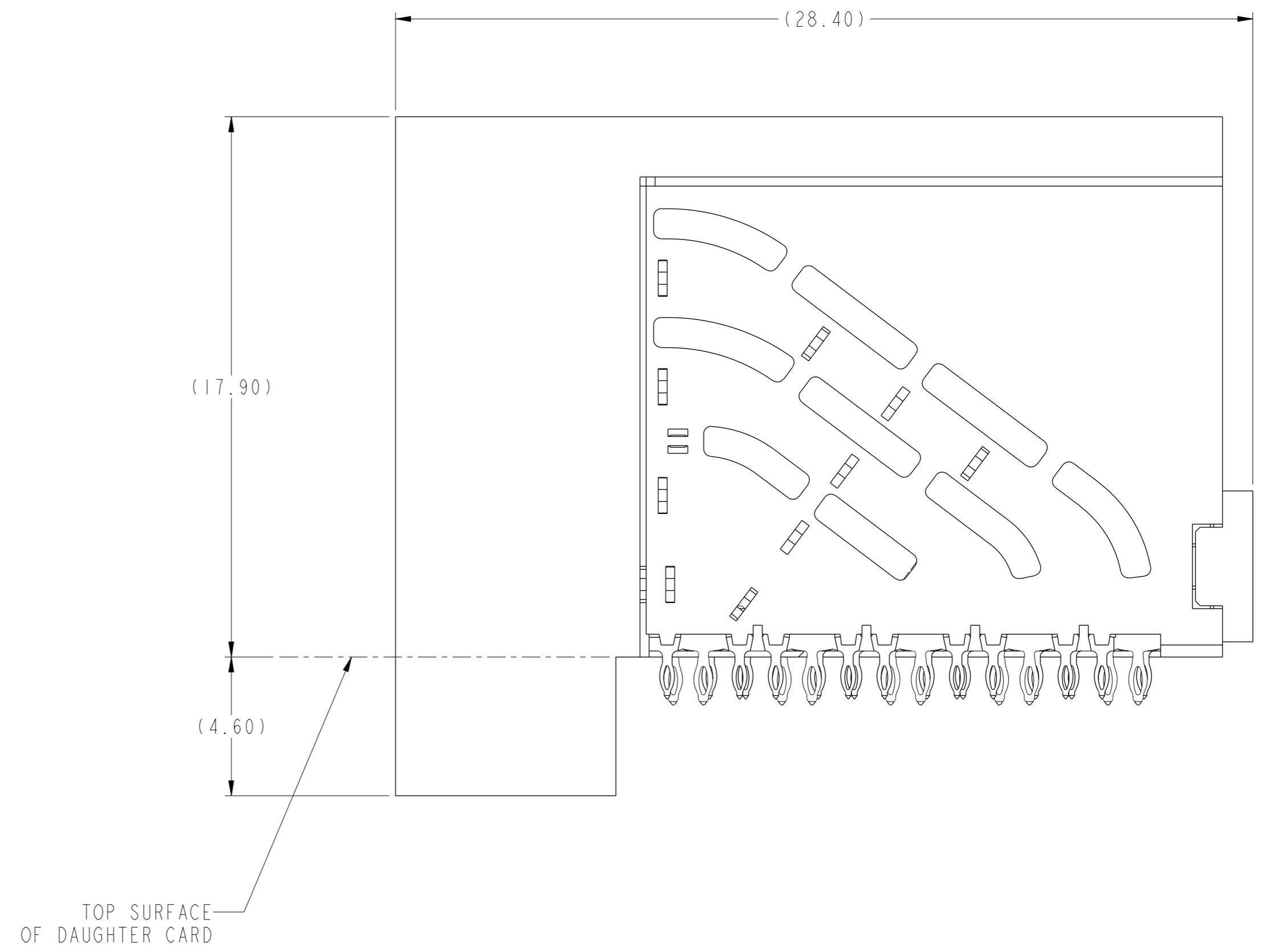
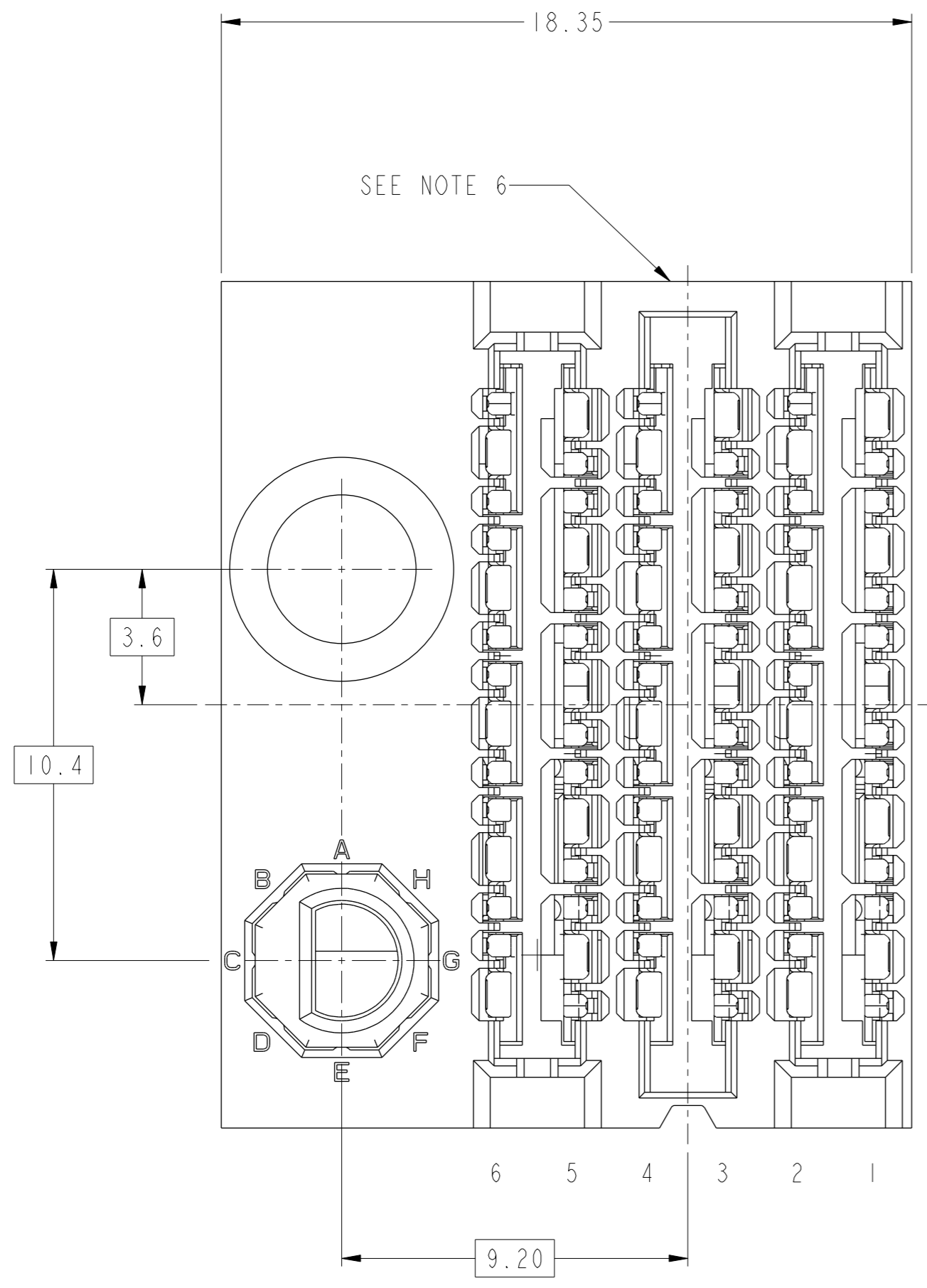
spec ref	SEE NOTES	dr	Daniel Xiao	2013-12-25	projection	MM	size	A2	scale	7:1										
tolerance std	TOLERANCES UNLESS OTHERWISE SPECIFIED	eng	Daniel Xiao	2013-12-25			ecn no	rel level	In Work	rev										
ASME Y14.5M		chr	Heaven Cen	2013-12-25																
surface	<table border="1"> <tr> <td>linear</td> <td>0.X</td> <td>±.3</td> </tr> <tr> <td></td> <td>0.XX</td> <td>±.10</td> </tr> <tr> <td></td> <td>0.XXX</td> <td>±.050</td> </tr> <tr> <td>angular</td> <td>0°</td> <td>±°</td> </tr> </table>	linear	0.X	±.3		0.XX	±.10		0.XXX	±.050	angular	0°	±°	appr		product family	ExaMax	no	10125055	6
linear	0.X	±.3																		
	0.XX	±.10																		
	0.XXX	±.050																		
angular	0°	±°																		
				ExaMAX R.A. RECEPTACLE ASS'Y, 4 PR, 84 POS, 6 IMLA, 12MM		cat. no. 10125055-101LF		Product - Customer Drw		sheet 6 of 10										



DETAIL B
SCALE 20:1

10125055-X1ALF THRU -X1KLF
RECOMMENDED PCB LAYOUT
COMPONENT SIDE
NOTES 7, 8, 9 & 11
SCALE 10:1

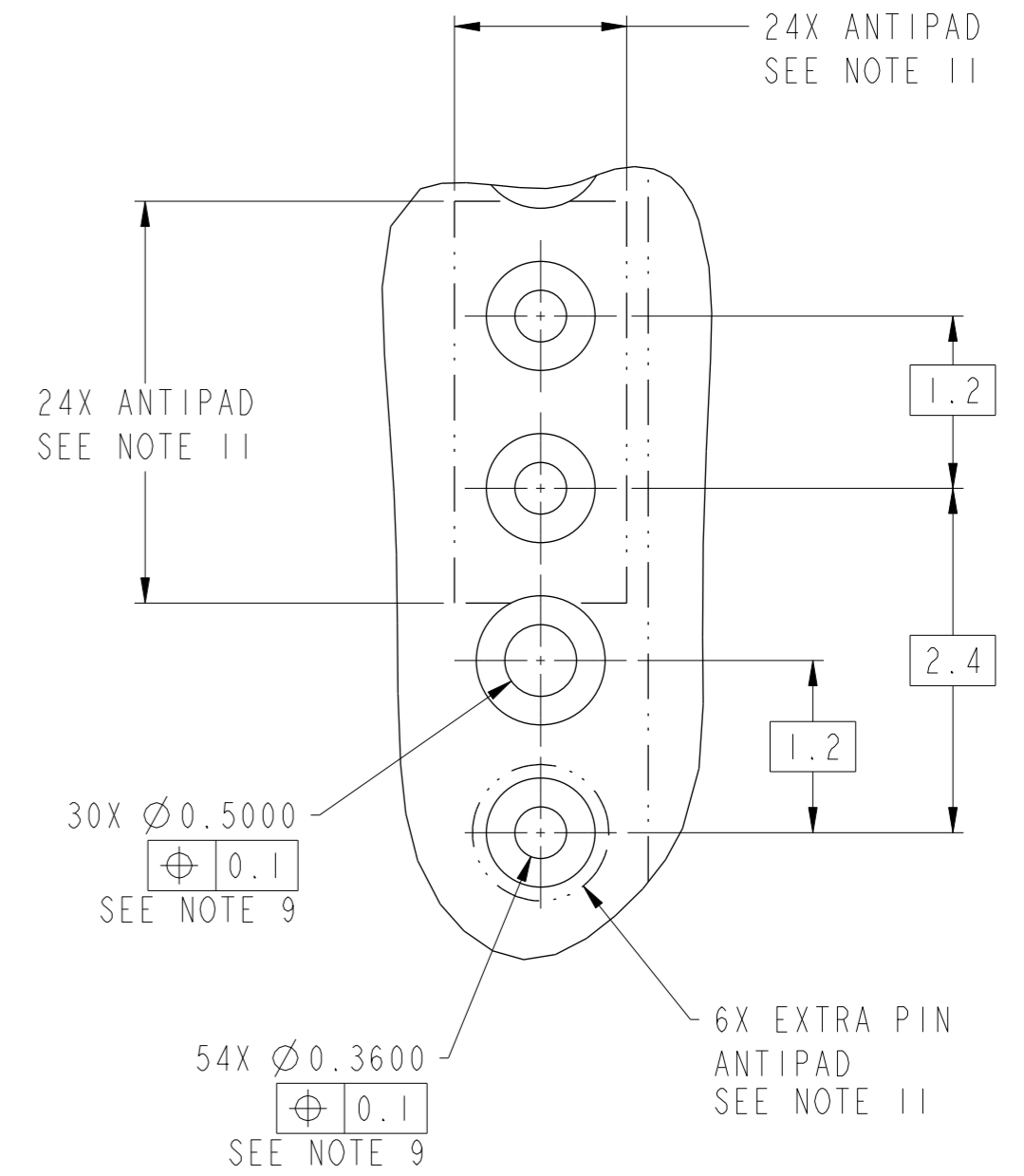
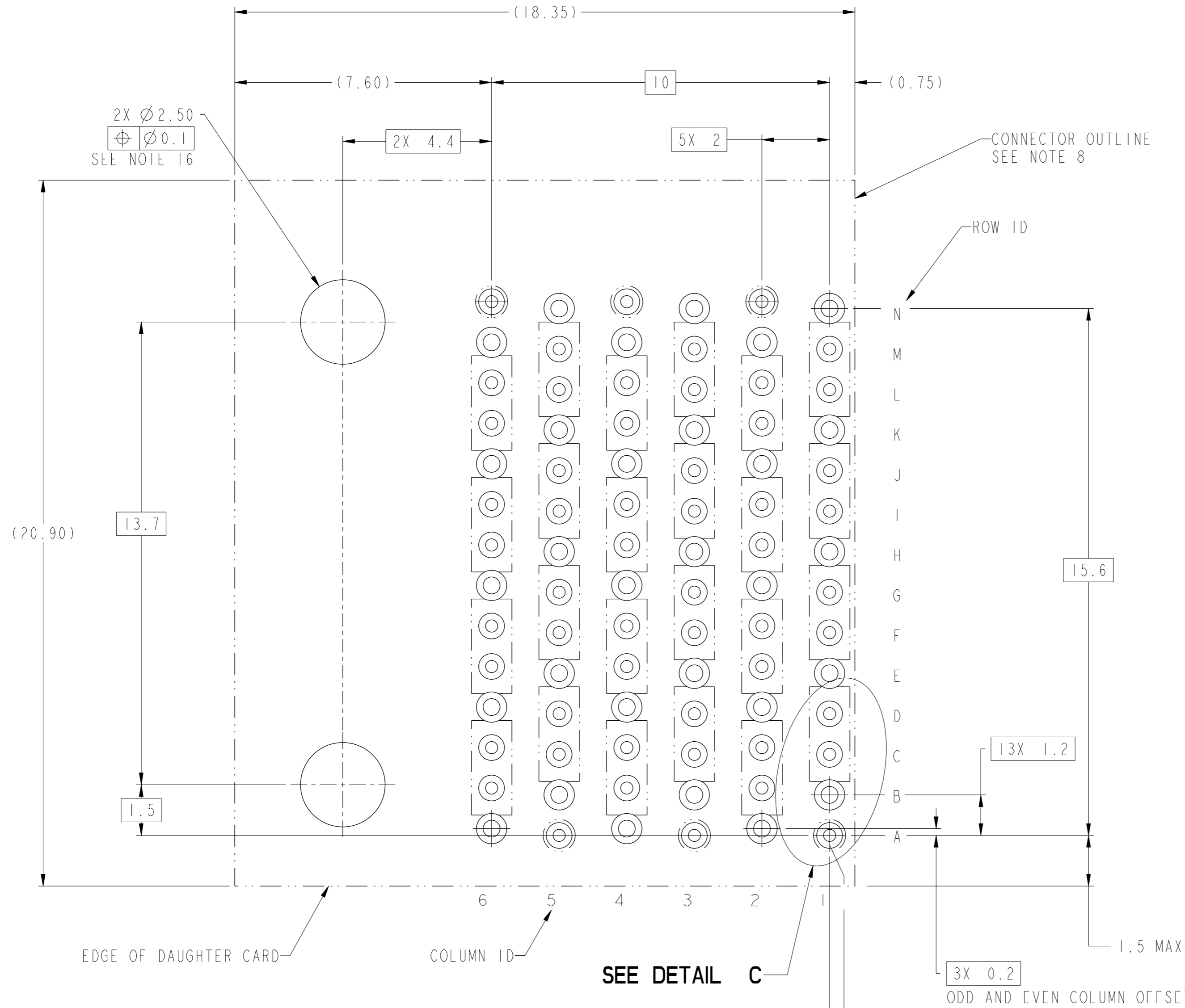
spec ref	SEE NOTES	dr	Daniel Xiao	2013-12-25	projection	MM	size	A2	scale	1:1
tolerance std	TOLERANCES UNLESS OTHERWISE SPECIFIED	eng	Daniel Xiao	2013-12-25			ecn no	rel level	In Work	rev
ASME Y14.5M		chr	Heaven Cen	2013-12-25						
surface	linear	appr								
	angular				product family	-				
	0.X ±.3			ExaMAX R.A. RECEPTACLE		cat. no.	-	Product - Customer Drw	sheet 7 of 10	
	0.XX ±.10	www.fci.com		ASS'Y, 4 PR, 84 POS, 6 IMLA, 12MM		diag no	10125055			6
	0.XXX ±.050									
	0° ±°									



10125055-X2ALF THRU 10125055-X2KLF
 LEFT GUIDANCE (SEE NOTE 17)
 FOR ALL OTHER DIMENSIONS SEE 10125055-101LF ON SHEET 1

Copyright FCI.
 FCI

spec ref	SEE NOTES	dr	Daniel Xiao	2013-12-25	projection	MM	size	A2	scale	7:1								
tolerance std	TOLERANCES UNLESS OTHERWISE SPECIFIED	eng	Daniel Xiao	2013-12-25			ecn no	rel level	In Work	rev								
ASME Y14.5M		chr	Heaven Cen	2013-12-25							product family	ExaMax						
surface	<table border="1"> <tr> <td>linear</td> <td>0.X</td> <td>±.3</td> </tr> <tr> <td></td> <td>0.XX</td> <td>±.10</td> </tr> <tr> <td></td> <td>0.XXX</td> <td>±.050</td> </tr> <tr> <td>angular</td> <td>0°</td> <td>±°</td> </tr> </table>	linear	0.X	±.3		0.XX	±.10		0.XXX	±.050	angular	0°	±°		ExaMAX R.A. RECEPTACLE ASS'Y, 4 PR, 84 POS, 6 IMLA, 12MM		no 10125055	rev 6
linear	0.X	±.3																
	0.XX	±.10																
	0.XXX	±.050																
angular	0°	±°																
		www.fci.com	cat. no. 10125055-101LF		Product - Customer Drw		sheet 8 of 10											

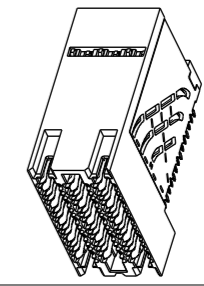
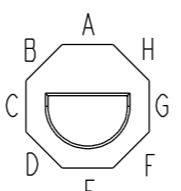
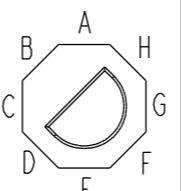
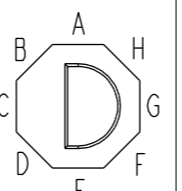
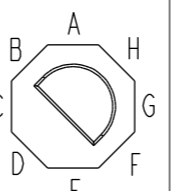
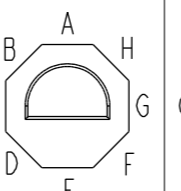
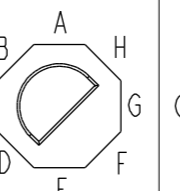
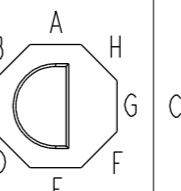
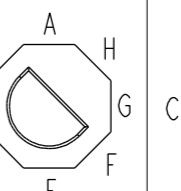
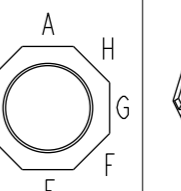
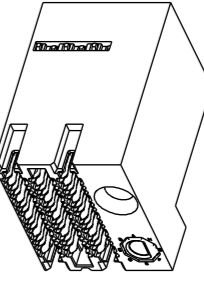
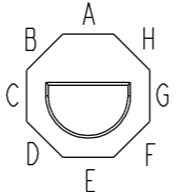
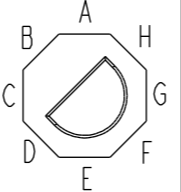
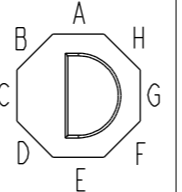
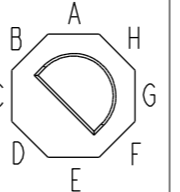
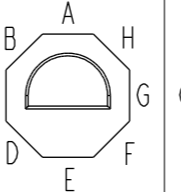
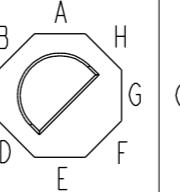
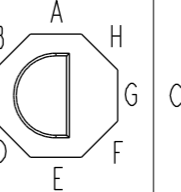
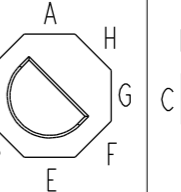
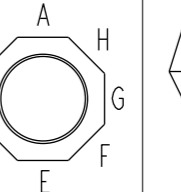


10125055-X2ALF THRU -X2KLF
 RECOMMENDED PCB LAYOUT
 COMPONENT SIDE
 NOTES 7, 8, 9 & 11
 SCALE 10:1

spec ref	SEE NOTES	dr	Daniel Xiao	2013-12-25	projection	MM	size	A2	scale	7:1
tolerance std	TOLERANCES UNLESS OTHERWISE SPECIFIED	eng	Daniel Xiao	2013-12-25			ecn no	rel level	In Work	rev
ASME Y14.5M		chr	Heaven Cen	2013-12-25						
surface	linear	appr								
	angular				product family	-				
	0.X	±.3		ExaMAX R.A. RECEPTACLE ASS'Y, 4 PR, 84 POS, 6 IMLA, 12MM	cat. no. -	Product - Customer Drw	sheet 9 of 10	10125055	6	
	0.XX	±.10								
	0.XXX	±.050								
	0°	±°	www.fci.com							

10125055 - Y Y Y L F

ASSEMBLY PART NUMBER	DESCRIPTION
10125055-1YYLF	STANDARD MATE
10125055-2YYLF	ADVANCED MATE
10125055-3YYLF	SHORT DETECT
10125055-4YYLF	ADVANCED MATE & SHORT DETECT

MODULE DESCRIPTION	DESIGNATION REPRESENTED IN DASH NUMBER										BASE MODULE
	1A	1B	1C	1D	1E	1F	1G	1H	1J (NO KEY)		
WITHOUT END GUIDES MODULE (SEE SHEET 1)	01										
RIGHT GUIDANCE MODULE (SEE SHEET 6)											
	LEFT GUIDANCE MODULE (SEE SHEET 8)										

NOTES:

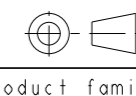

- ① - CONNECTOR MATERIALS:
HOUSING: HIGH TEMP THERMOPLASTIC, BLACK, UL94-V0
IMLA PLASTIC: HIGH TEMP THERMOPLASTIC, BLACK, UL94-V0
CONTACT: COPPER ALLOY
ORGANIZER: HIGH TEMP THERMOPLASTIC, BLACK, UL94-V0
- 2 - CONTACT PLATING:
SEPARABLE INTERFACE:
PERFORMANCE-BASED PLATING, QUALIFIED TO MEET THE REQUIREMENTS OF FCI PRODUCT SPECIFICATION GS-12-1096 INCLUDING TELCORDIA GR-1217-CORE (NOVEMBER 1995) CENTRAL OFFICE TEST SEQUENCE

PRESS-FIT TAILS: TIN OVER NICKEL (LEAD FREE)

- 3 - PRODUCT SPECIFICATION: GS-12-1096
- 4 - APPLICATION SPECIFICATION GS-20-0361.
- 5 - PACKAGING MEETS GS-14-920 LEAD FREE LABELING SPECIFICATION.
- ⑥ - PRODUCT MARKING, (PROTOTYPE, PART NUMBER & LOT CODE), ON THIS SURFACE.
- ⑦ - THE MINIMUM CENTERLINE SPACING BETWEEN ADJACENT MODULES IS 12.0mm FOR -X01
- ⑧ - CONNECTOR OUTLINE MAY BE SCREEN PRINTED ONTO CUSTOMER PCB TO BE USED AS A GUIDE FOR MANUAL CONNECTOR PLACEMENT.
- ⑨ - REFER TO CUSTOMER DRAWING 10119933 FOR INFORMATION ON PCB HOLE DIAMETERS AND PLATING OPTIONS
- ⑩ - THIS PRODUCT MEETS THE EUROPEAN UNION DIRECTIVES & OTHER COUNTRY REGULATIONS AS DESCRIBED IN GS-47-0004.
- ⑪ - REFER TO APPLICATION SPECIFICATION FOR TRACE ROUTING EXAMPLES THAT INCLUDE DIMENSIONS FOR ANTIPADS, TRACE WIDTH, TRACE SPACING, ETC.
- 12 - THE HOUSING WILL WITHSTAND EXPOSURE TO 260° C FOR 10-30 SECONDS IN A CONVECTION, INFRA-RED OR VAPOR PHASE REFLOW OVEN.
- ⑬ - THE ADVANCED MATE RECEPTACLE, 10125055-2XXLF, WHEN MATED WITH AN ADVANCED MATE VERTICAL HEADER, 10127896-2XXLF, WILL PROVIDE 2 PAIRS OF MATING CONTACTS THAT MATE 0.75MM BEFORE THE REMAINDER OF THE SIGNAL AND GROUND CONTACTS.

NOT TOOLED

- ⑭ - THE SHORT DETECT RECEPTACLE, 10125055-3XXLF, WHEN MATED WITH AN STANDARD MATE VERTICAL HEADER, 10127896-1XXLF, WILL PROVIDE 1 PAIR OF MATING CONTACTS THAT MATE 1.00MM AFTER THE REMAINDER OF THE SIGNAL AND GROUND CONTACTS.
- ⑮ - THE ADVANCE MATE/SHORT DETECT RECEPTACLE, 10125055-4XXLF, WHEN MATED WITH AN ADVANCED MATE VERTICAL HEADER, 10127896-2XXLF, WILL PROVIDE 2 PAIRS OF MATING CONTACTS THAT MATE 0.75MM BEFORE THE REMAINDER OF THE SIGNAL AND GROUND CONTACTS AND 1 PAIR OF MATING CONTACTS THAT MATE 1.00MM AFTER THE REMAINDER OF THE SIGNAL AND GROUND CONTACTS.
- ⑯ - FOR CONNECTORS WITH EITHER A RIGHT OR LEFT GUIDE MODULE, TWO PHILLIPS PAN HEAD M2 HOLD DOWN SCREW MAY BE USED TO SECURE THE CONNECTOR TO THE PCB. THE SCREW LENGTH SHALL BE 2.0-6.0mm PLUS THE THICKNESS OF THE BOARD. SCREWS ARE NOT PROVIDED WITH CONNECTOR.
- ⑰ - LEFT / RIGHT INTEGRATED GUIDE ORIENTATION IS DETERMINED BY THE LOCATION OF THE GUIDE FEATURE WHEN LOOKING AT THE MATING FACE OF THE RIGHT ANGLE RECEPTACLE THAT IT MATES WITH (i. e. A RIGHT GUIDE VERTICAL HEADER MATES WITH A RIGHT GUIDE RIGHT ANGLE RECEPTACLE.)
- ⑱ - ALL GROUND CONTACTS ARE COMMONED WITHIN A COLUMN.

spec ref	SEE NOTES	dr	Daniel Xiao	2013-12-25	projection	MM	size	A2	scale	1:1
tolerance std	TOLERANCES UNLESS OTHERWISE SPECIFIED	eng	Daniel Xiao	2013-12-25		← →	ecn no	rel level	In Work	rev
ASME Y14.5M		chr	Heaven Cen	2013-12-25						
surface	linear	0.X	±.3		product family		Product - Customer Drw		sheet 10 of 10	
		0.XX	±.10		title		ExaMAX R.A. RECEPTACLE			
		0.XXX	±.050		cat. no.		-			
	angular	0°	±°	www.fci.com						



Copyright FCI.

Mouser Electronics

Authorized Distributor

Click to View Pricing, Inventory, Delivery & Lifecycle Information:

[FCI / Amphenol:](#)

[10125055-101LF](#) [10125055-301LF](#)