

DIMENSIONS

TERMINATION

A

B

C

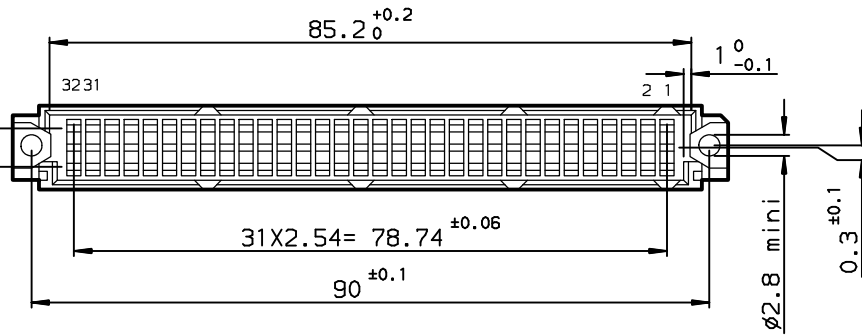
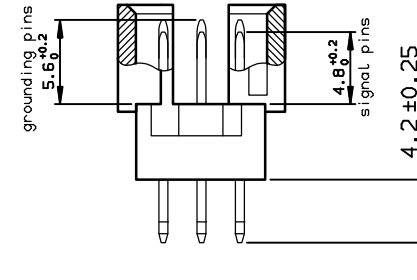
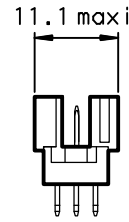
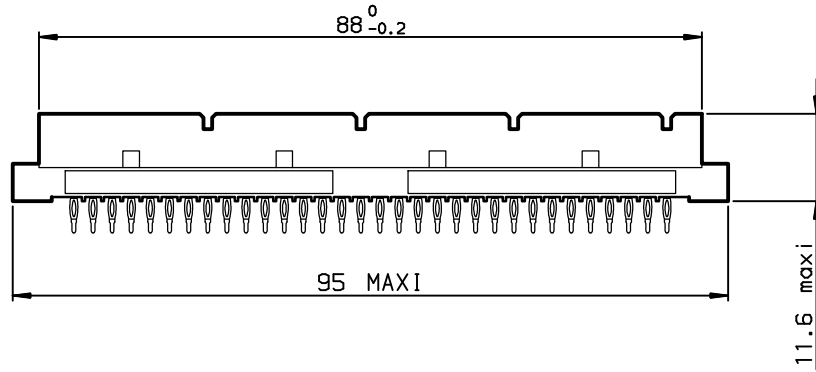
D

A

B

C

D



TIN LEAD PART NUMBER

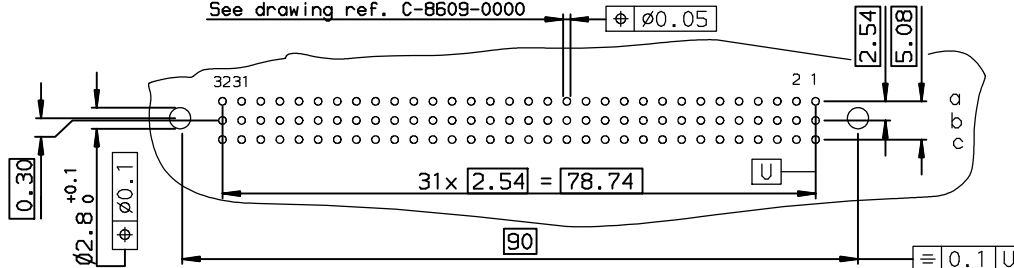
PART NUMBER  
86093967894755122E1

LEAD FREE PART NUMBER

PART NUMBER  
86093967894755AHLF

P.C. CARD DRILLING (Component side view)

See drawing ref. C-8609-0000



SPECIFICATION 122 = 6 grounding pins in position :  
row : a cavities : 1-32  
OR SPECIFICATION AH = row : b cavities : 1-32  
row : c cavities : 1-32

GENERAL CHARACTERISTICS AND ROHS INFORMATIONS:

SEE DRAWING C-8609-0000C

European Views

www.fciconnect.com		surface ISO 1302 ✓	tolerance std ISO 406 ISO 1101	projection mm	TOLERANCES UNLESS OTHERWISE SPECIFIED	
Dr	ROUILLARD	2002/02/08	ANGULAR	LINEAR	0.x ±0.1	size A3
Eng	TARON	2002/02/08	0.xx ±0.1	0.xxx ±0.1	Scale 1.5	
Chr	LEGARE	2002/02/08	0.xx* ±2*		ECN L506-0095	
Appr	LEGARE	2002/02/08	Product family	DIN 8609	Spec ref -	
title FCj REVERSE MALE 3 ROW 96 CONTACTS		cataglog no		chg no C-8609-1121	Rev. C	
					CUSTOMER	sheet 1 of 1

rev	ecn no	dr	date
A	-	-	2002/02/08
B	LS05-004	JTA	2005/02/26
C	LS06-0095	LGO	2006/06/28
-	-	-	-
-	-	-	-
-	-	-	-
-	-	-	-

# Mouser Electronics

Authorized Distributor

Click to View Pricing, Inventory, Delivery & Lifecycle Information:

[FCI / Amphenol:](#)

[86093967894755AHLF](#)