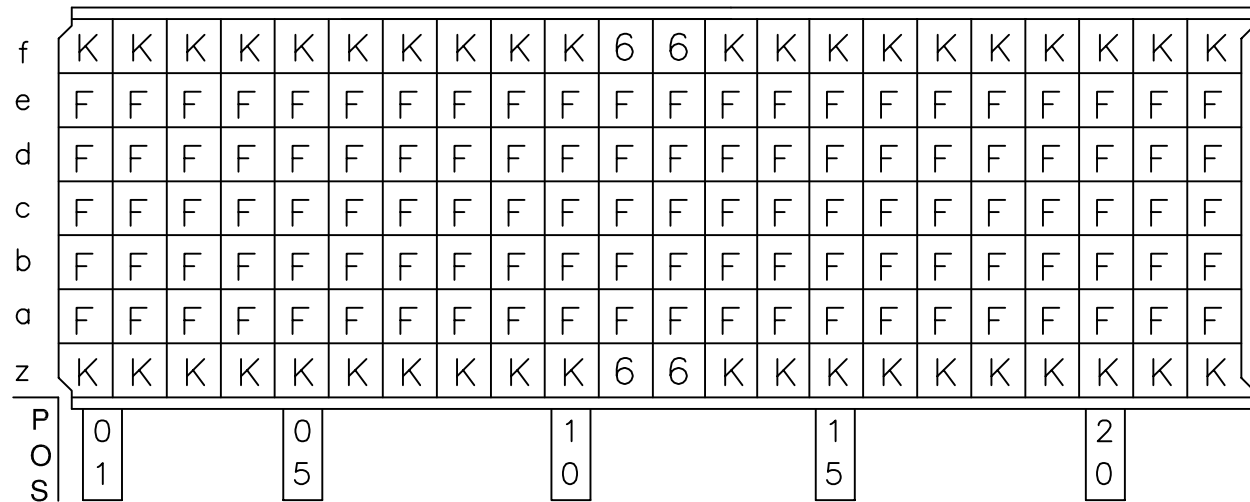
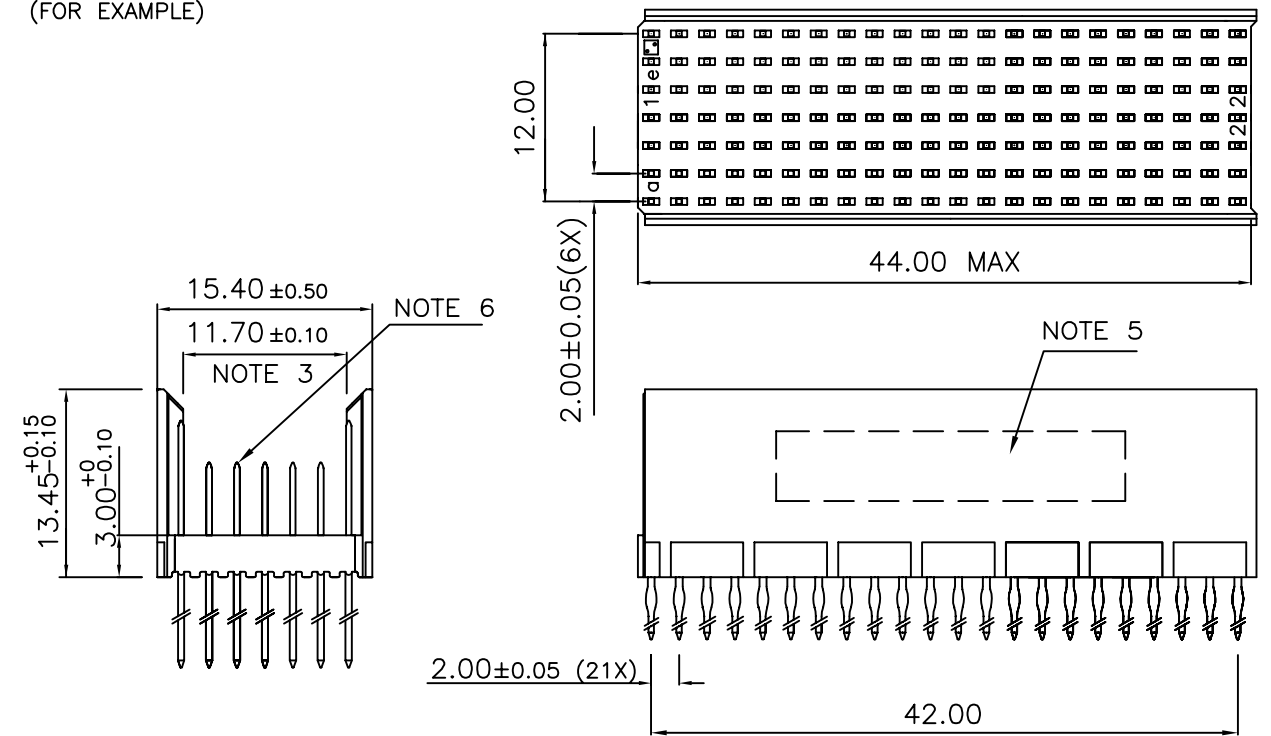


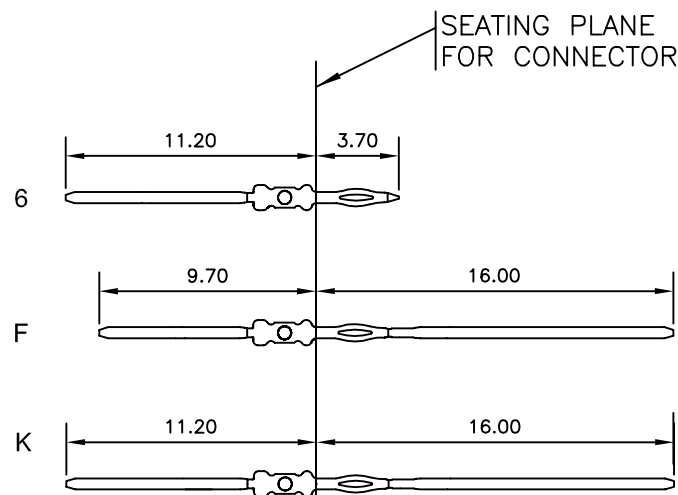
LOADING PATTERN MATING SIDE



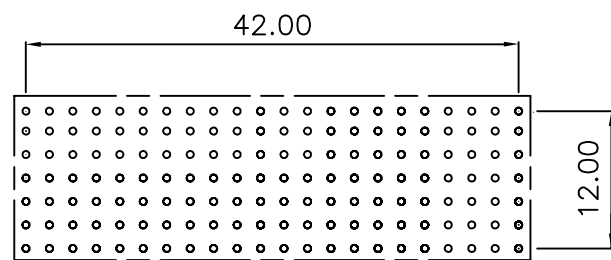
LOADED CONNECTOR ASSEMBLY (FOR EXAMPLE)



CONTACT OVERVIEW



LAY-OUT P.C.B.-HOLE



HM2P70PNA3F5 **LEAD FREE INDICATOR : LF = LEAD FREE (DIGIT 15 & 16)**

PLATING CODE (DIGIT 13 AND 14)
(REF DRW NO. BS,C , 201844 , 003)

NOTES

- THIS PRODUCT IS CSA APPROVED.
- THIS PRODUCT IS UL RECOGNIZED.
- MEASURED AT THE BOTTOM.
- MATERIAL CONTACT: PHOSPHORBRONZE
HOUSING: CREAM WHITE GLASS FILLED POLYESTER UL-94V0
- CONNECTOR PRINTED WITH P/N AND DATE CODE.
- FOR ACTUAL CONTACT LOADINGS, SEE LOADING PATTERN MATING SIDE.
- SHAPE OF CONNECTOR HOUSING CAN ALTER DEPENDING ON PRODUCTION LOCATION
- THE PRODUCT (LF) MEETS EUROPEAN UNION DIRECTIVES AND OTHER COUNTRY REGULATIONS AS DESCRIBED IN GS-22-008
- FOR RECOMMENDED PTH DIMENSIONS REFER DRAWING : BS, A , 201572 , 001

CATALOG NO: HM2P70PNA3F5----

mat'l. code SEE NOTE 4		surface ISO 1302 ✓	tolerance ISO 406 ISO 1101	projection MM	product family MILLIPACS
ltr		ecn no	dr	date	tolerances unless otherwise specified
A	103-0075	MINI	2003/12/19		.0±0.2
B	105-0187	MINI	2005/10/08		.00±0.1
C	106-0090	MINI	2006/06/26		0°±1°
sheet index		revision	c	1	
sheet		revision	c	1	
dr		MINI K VANDANATH		2003/12/19	
enr		BIJU K PAUL		2003/12/19	
chr		BIJU K PAUL		2006/06/26	
appd		BIJU K PAUL		2006/06/26	
title		MPACS 5+2R STR HDR PF CONN TYPE B 22 POS.			
dwg no		sheet 1 of 1		size	5
BS, C , 203028,103				A3	
type		Product Customer Drawing			

GEN. ST.	01	02	03	04	05	06	07	08	0D	50	60	70	80	90																	
INT. ST.	10	11	12	13	14	18	20	31	32	33	34	38	39	40	42	43	44	45	46	48	56	70	72	73	75	76	81	82	83	84	88

REV.	DATE	DESCRIPTION	BY	C'K'D'
D	2005-06-01	105-0083	ALEX B	BKP
E	2006-08-03	106-0119	ALEX B	BKP
F	2007-04-11	107-0049	ALEX B	BKP
G	2007-05-17	107-0058	ALEX B	BKP

MILLIPACS : CONTACT PLATING CODE OVERVIEW

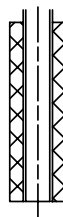
HM2---P----- (L-) (LF)

FOR LEAD FREE PLATING
 OPTIONAL (NOTE 1)
 PLATING CODE (DIGIT 13 AND 14)


PLATING CODE	DESCRIPTION	PERFORMANCE
L9	MALE CONN.: SHORT / WIRE WRAP CONT. FEMALE CONNECTOR	TELCORDIA UE
E9	MALE CONN.: SHORT / WIRE WRAP CONT. FEMALE CONNECTOR	PERFORMANCE LEVEL 1 (500 mating cycles)
N9	MALE CONN.: SHORT / WIRE WRAP CONT. FEMALE CONNECTOR	PERFORMANCE LEVEL 2 (250 mating cycles)/ TELCORDIA CO
Z1	MALE CONN.: SHORT / WIRE WRAP CONT. FEMALE CONNECTOR	PERFORMANCE LEVEL 3 (50 mating cycles)
GE	MALE CONN.: REAR PLUG-UP CONTACTS	TELCORDIA UE
GL	MALE CONN.: REAR PLUG-UP CONTACTS	PERFORMANCE LEVEL 1 (500 mating cycles)
GF	MALE CONN.: REAR PLUG-UP CONTACTS	PERFORMANCE LEVEL 2 (250 mating cycles)/ TELCORDIA CO
GC	MALE CONN.: REAR PLUG-UP CONTACTS	PERFORMANCE LEVEL 3 (50 mating cycles)

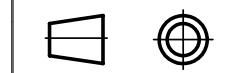
NOTE :

- 1) IN CASE OF STR HDR CONNECTORS :
 EXTENSIONS CAN BE ADDED TO THE PLATING CODE
 IF LUBRICATED CONTACTS ARE REQUIRED
 L : LUBRICATED
 L1: LUBRICATED TO MEET TELCORDIA GR-1217 CORE REQUIREMENTS
- 2) PLATING AT EON AREA
 LF : Sn MATT FINISH PLATING
 ALL OTHER PART NOS : SnPb PLATING
- 3) FOR PRODUCT SPEC. REFER GS-12-203



REF NOTE 2 FOR EON PLATING

1DEC ±0,2 2DEC ±0,1 ANGLES ±1°	APPR.	DATE	SIGN.	MPACS CONTACT PLATING OVERVIEW	
	DRAFT	2003-03-21	M.Fret	CAT. No. HM2---P----- (L-)	
	CHECKED			 www.fciconnect.com	
WE RESERVE THE RIGHT TO CHANGE DIMENSIONS OR REQUIREMENTS WITHOUT PRIOR NOTICE.	PROD. MGR.				SCALE
	PR. ENG. MGR.				
ALL DIMENSIONS IN MM	PR. MGT. MGR.				



REFERENCES

BS,C ,201844,003 G

Mouser Electronics

Authorized Distributor

Click to View Pricing, Inventory, Delivery & Lifecycle Information:

[FCI / Amphenol:](#)

[HM2P70PNA3F5GFLF](#)