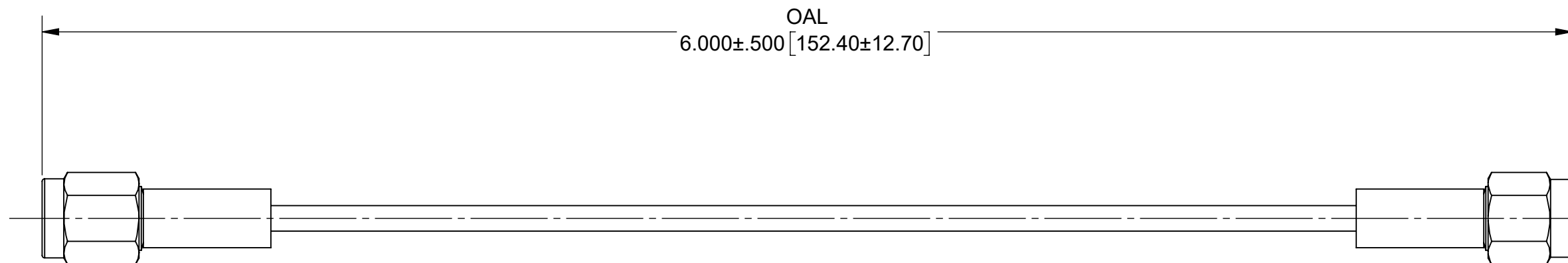


# PRODUCT DATA DRAWING

REVISION HISTORY			
REV	DESCRIPTION	DATE	APPROVED
-	NRN 44706	03/20	BNK



**MATERIAL:**

CONNECTORS: KEYED SMA MALE (SEE TABLE I)  
SMA MALE (SF2906-6002)


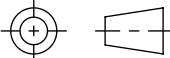
CABLE: T-FLEX 405 (200-70-139)

STRAIN RELIEF: M23053/5

**PERFORMANCE:**

IMPEDANCE: 50 OHMS  
FREQ. RANGE: DC TO 18.0 GHZ.

TABLE I	
PART NUMBER	KEYED SMA CONNECTOR PART NUMBER
7029-3412	SF2911-60968-1K (2 X 180°)
7029-3413	SF2911-60968-2K (2 X 150°)
7029-3414	SF2911-60968-3K (2 X 120°)
7029-3415	SF2911-60968-4K (2 X 90°)

MATERIAL: SEE NOTES	DIMENSIONS ARE IN INCHES TOLERANCES: FRACTIONAL: ±1/64 ANGULAR: X° ±1'0" X'X' ±15'	UNLESS OTHERWISE SPECIFIED 1) ALL DIMENSIONS ARE IN INCHES (MILLIMETERS) 2) ALL DIMENSIONS ARE AFTER PLATING. 3) BREAK CORNERS & EDGES .005 R. MAX. 4) CHAM. 1ST & LAST THREADS. 5) SURFACE ROUGHNESS 63-MIL-STD-10. 6) DIA: 'S ON COMMON CENTERS TO BE CONCENTRIC WITHIN .005 T.I.R. 7) REMOVE ALL BURRS	 www.svmicrowave.com TITLE: KEYED SMA STR. M TO SMA STR. M TFLEX405 CABLE ASSEMBLY
FINISH: SEE NOTES	DECIMAL: X ±.030 .XX ±.010 .XXX ±.005		
SURFACE AREA: N/A	INTERPRET DIMENSIONS AND TOLERANCES PER ASME Y14.5M - 1994	DRAWN: JPM 03/30/20 CHECKED: BNK 03/30/20 APPROVED: BNK 03/30/20	SIZE DWG. NO. <b>B</b> 7029-3412-3415
PROPRIETARY THE INFORMATION CONTAINED IN THIS DRAWING IS THE SOLE PROPERTY OF SV MICROWAVE, INC. ANY REPRODUCTION IN PART OR AS A WHOLE WITHOUT THE WRITTEN PERMISSION OF SV MICROWAVE, INC IS PROHIBITED.	THIRD ANGLE PROJECTION 		

# Mouser Electronics

Authorized Distributor

Click to View Pricing, Inventory, Delivery & Lifecycle Information:

[Amphenol:](#)

[7029-3412](#)