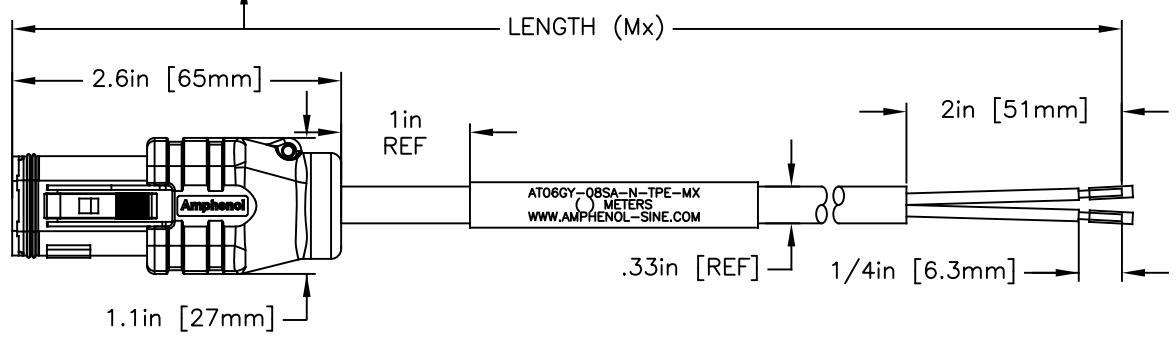
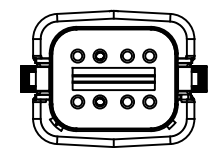
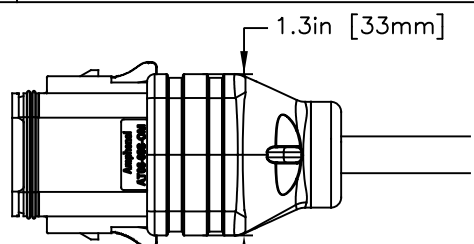
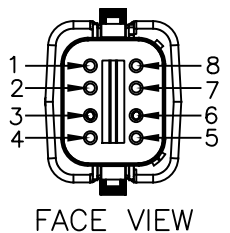


LENGTH TABLE	
PART NUMBER	LENGTH (METERS)
AT06GY-08SA-N-TPE-M1	1 (3.28FT)
AT06GY-08SA-N-TPE-M2	2 (6.56FT)
AT06GY-08SA-N-TPE-M4	4 (13.12FT)
AT06GY-08SA-N-TPE-M5	5 (16.40FT)
AT06GY-08SA-N-TPE-M10	10 (32.80FT)

REVISIONS						
REV	ZONE	ECO	DESCRIPTION	DATE	BY	APPR
A1	-	-	RELEASED	11/27/2020	RO	WS



CONNECTOR TYPE
 AT - Amphenol AT Connector
 PLEASE CONTACT CSR FOR ADDITIONAL AVAILABLE OPTIONS

DESIGN
 04 Male Connector
 06 Female Connector

POSITIONS
 2 2 Pin
 3 3 Pin
 4 4 Pin
 6 6 Pin
 8 8 Pin
 12 12 Pin

DESIGN
 S Female Connector
 P Male Connector

COLORS
 GY - GRAY
 BK - BLACK
 BN - BROWN
 YL - YELLOW
 RD - RED
 GN - GREEN
 WT - WHITE
 BL - BLUE
 ORG - ORANGE

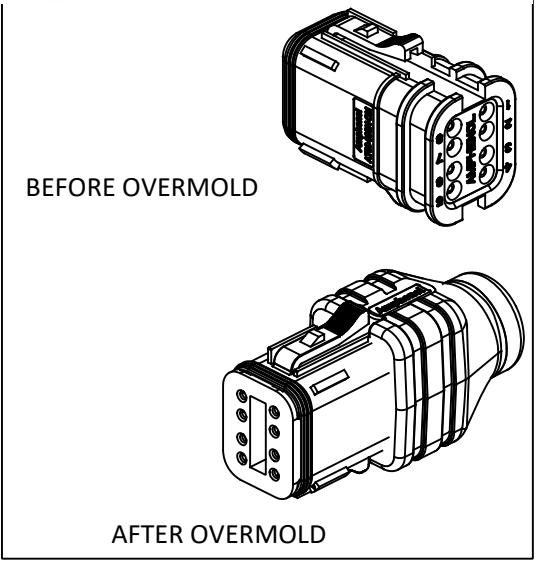
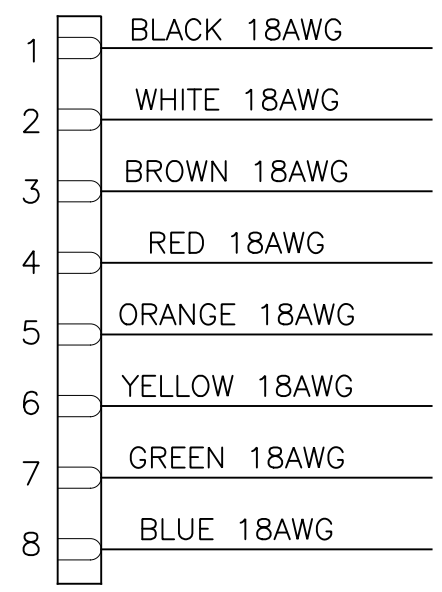
NOTE: 8 & 12 WAY ARE ONLY AVAILABLE IN STANDARD KEY/COLOR CONFIGURATIONS.
 KEY A - GRAY
 KEY B - BLACK
 KEY C - GREEN
 KEY D - BROWN

CABLE LENGTH (M = METERS)
 1 = 1M
 2 = 2M
 4 = 4M
 5 = 5M
 10 = 10M
 CUSTOM CABLE LENGTH OPTIONS AVAILABLE. CONTACT CSR.

CABLE TYPE
 TPE - TPE, BLACK

LED/SUPPRESSOR CIRCUIT
 N - NONE
 S - LED/SUPPRESSOR DIODE(2POSITION)

WIRING DIAGRAM



NOTES: UNLESS OTHERWISE SPECIFIED

- MATERIAL:**
HOUSING: PA66
SEAL: SILICONE RUBBER
- MODIFICATIONS:** OVERMOLDED
- SPECIFICATIONS:**
 3.1 CURRENT RATING: 10AMPS - 300V AC/DC
 3.2 OVERMOLDED ASY OPERATING TEMPERATURE: -40C TO +100C
 3.3 DIELECTRIC WITHSTANDING VOLTAGE: LESS THAN 2 MILLIAMPS CURRENT LEAKAGE @ 1500 VOLTS AC.
 3.4 INSULATION RESISTANCE: 1000 MEGAOHMS MIN @ 25C
 3.5 MOISTURE RESISTANCE: IP68 MATED CONDITION (1M OF WATER FOR 24 HOURS).
 3.6 MATING CYCLE DURABILITY: 100 CYCLES
 3.7 RoHS COMPLIANT

- CABLE SPECIFICATIONS:**
 COMPONENTS: EIGHT 18AWG, SRPVC INSULATED CONDUCTORS 41/34 BARE COPPER.
 CONDUCTOR INSULATION: SRPVC (SEE COLOR CODE)
 CABLING: 8 CONDUCTORS CABLED TOGETHER WITH FRPP FILLERS.
 BINDER: FLEECE TAPE
 JACKET: TPE, BLACK
 PRINT: AMPHENOL SINE SYSTEMS KA-56764-8 8C 18AWG (UL FILE NUMBER) RU AWM 21270 105C 600V --- (CSA FILE NUMBER) CSA AWM I/II A/B -40C TO +105C 600V FT4
 APPROVALS: AWM 21270, CSA AWM I/II A/B FT4, SUNLIGHT RESISTANT, OIL RESISTANT, MATERIALS ARE RoHS 3 COMPLIANT.
- MATING PART:** AT04-08P* RECEPTACLE (* = MODIFICATIONS AND COLORS)
- ALL DIMENSIONS ARE FOR REFERENCE USE ONLY.**

QUANTITY	PART NUMBER	DESCRIPTION	ITEM
MATERIALS LIST			
UNLESS OTHERWISE SPECIFIED		SIGNATURES DATE	
1) All dimensions are in metric(mm). 2) Tolerances are as follows: 1 PL DEC ±0.30 2 PL DEC ±0.15 3 PL DEC ±0.08		RO	11/15/2020
3) Note reference =		WS	1/15/2021
MATERIAL SPECIFICATIONS:		RO	1/15/2021
PROCESS SPECIFICATIONS:		CUSTOMER:	
NEXT ASSY:		THIS DRAWING IS SUPPLIED FOR INFORMATION ONLY. DESIGN FEATURES, SPECIFICATIONS AND PERFORMANCE DATA SHOWN HEREON ARE THE PROPERTY OF THE AMPHENOL CORPORATION. NO RIGHTS OF REPRODUCTION ARE IMPLIED. ALL DIMENSIONS ARE SUBJECT TO NORMAL MANUFACTURING VARIATIONS.	
SCALE: NONE	AT06GY-08SA-N-TPE-Mx	8 POS PLUG MOLDED, BLK TPE, SNGL-ENDED CBL ASSY, AMPHENOL AT CONNECTOR AT06-08SA	REVISION: A1
SHEET 1 OF 1		DWG NO: C C- AT06GY-08SA-N-TPE-Mx	

Mouser Electronics

Authorized Distributor

Click to View Pricing, Inventory, Delivery & Lifecycle Information:

[Amphenol:](#)

[AT06GY-08SA-N-TPE-M5](#)