

4

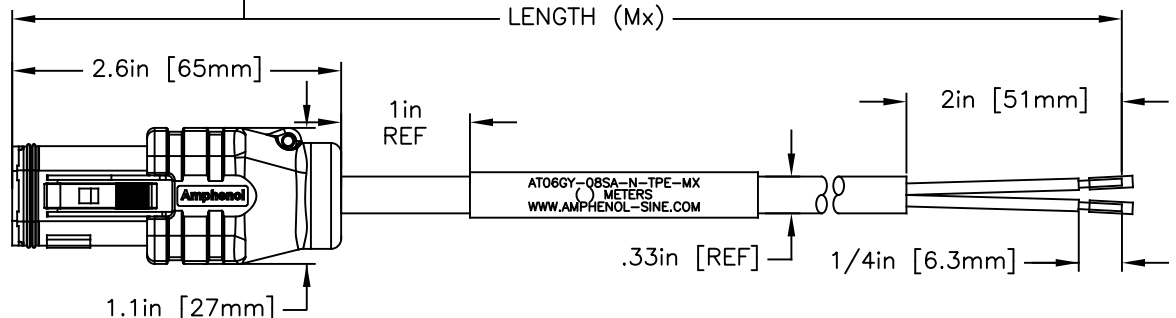
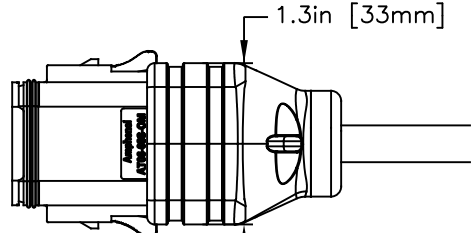
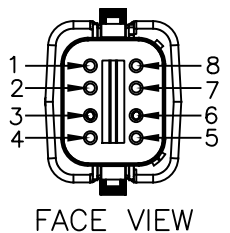
3

2

1

LENGTH TABLE	
PART NUMBER	LENGTH (METERS)
AT06GY-08SA-N-TPE-M1	1 (3.28FT)
AT06GY-08SA-N-TPE-M2	2 (6.56FT)
AT06GY-08SA-N-TPE-M4	4 (13.12FT)
AT06GY-08SA-N-TPE-M5	5 (16.40FT)
AT06GY-08SA-N-TPE-M10	10 (32.80FT)

REVISIONS						
REV	ZONE	ECO	DESCRIPTION	DATE	BY	APPR
A1	-	-	RELEASED	11/27/2020	RO	WS



**CONNECTOR TYPE**  
 AT - Amphenol AT Connector  
 \*PLEASE CONTACT CSR FOR ADDITIONAL AVAILABLE OPTIONS\*

**DESIGN**  
 04 Male Connector  
 06 Female Connector

**POSITIONS**  
 2 2 Pin  
 3 3 Pin  
 4 4 Pin  
 6 6 Pin  
 8 8 Pin  
 12 12 Pin

**DESIGN**  
 S Female Connector  
 P Male Connector

**COLORS**  
 GY - GRAY  
 BK - BLACK  
 BN - BROWN  
 YL - YELLOW  
 RD - RED  
 GN - GREEN  
 WT - WHITE  
 BL - BLUE  
 ORG - ORANGE

**NOTE: 8 & 12 WAY ARE ONLY AVAILABLE IN STANDARD KEY/COLOR CONFIGURATIONS.**  
 KEY A - GRAY  
 KEY B - BLACK  
 KEY C - GREEN  
 KEY D - BROWN

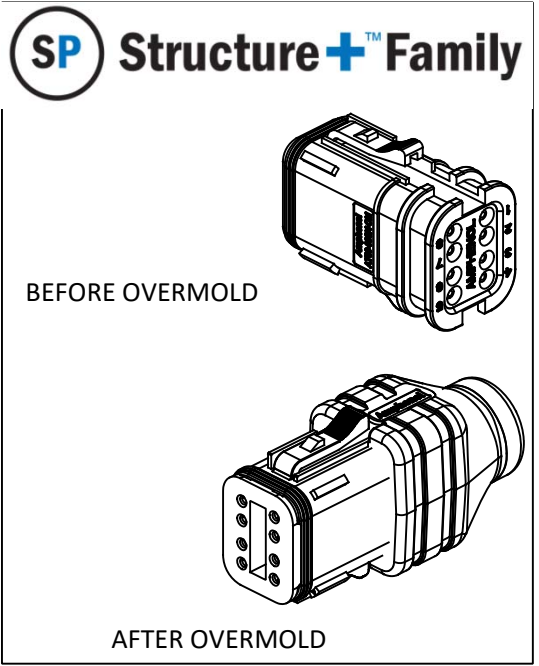
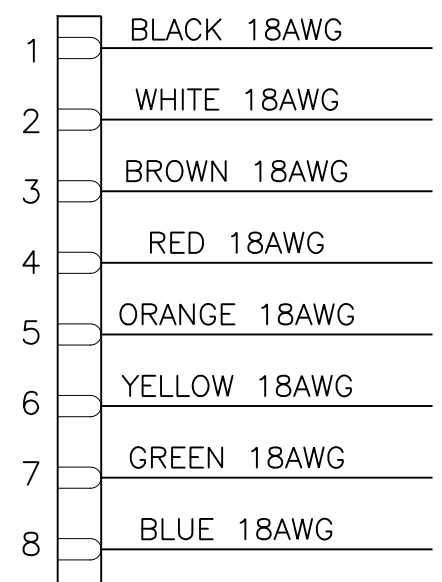
AT06GY-08SA-N-TPE-M2

**CABLE LENGTH (M = METERS)**  
 1 = 1M  
 2 = 2M  
 4 = 4M  
 5 = 5M  
 10 = 10M  
 CUSTOM CABLE LENGTH OPTIONS AVAILABLE. CONTACT CSR.

**CABLE TYPE**  
 TPE - TPE, BLACK

**LED/SUPPRESSOR CIRCUIT**  
 N - NONE  
 S - LED/SUPPRESSOR DIODE(2POSITION)

WIRING DIAGRAM



NOTES: UNLESS OTHERWISE SPECIFIED

- MATERIAL:**  
HOUSING: PA66  
SEAL: SILICONE RUBBER
- MODIFICATIONS:** OVERMOLDED
- SPECIFICATIONS:**  
 3.1 CURRENT RATING: 10AMPS - 300V AC/DC  
 3.2 OVERMOLDED ASY OPERATING TEMPERATURE: -40C TO +100C  
 3.3 DIELECTRIC WITHSTANDING VOLTAGE: LESS THAN 2 MILLIAMPS CURRENT LEAKAGE @ 1500 VOLTS AC.  
 3.4 INSULATION RESISTANCE: 1000 MEGAOHMS MIN @ 25C  
 3.5 MOISTURE RESISTANCE: IP68 MATED CONDITION (1M OF WATER FOR 24 HOURS).  
 3.6 MATING CYCLE DURABILITY: 100 CYCLES  
 3.7 RoHS COMPLIANT

- CABLE SPECIFICATIONS:**  
 COMPONENTS: EIGHT 18AWG, SRPVC INSULATED CONDUCTORS 41/34 BARE COPPER.  
 CONDUCTOR INSULATION: SRPVC (SEE COLOR CODE)  
 CABLING: 8 CONDUCTORS CABLED TOGETHER WITH FRPP FILLERS.  
 BINDER: FLEECE TAPE  
 JACKET: TPE, BLACK  
 PRINT: AMPHENOL SINE SYSTEMS KA-56764-8 8C 18AWG (UL FILE NUMBER) RU AWM 21270 105C 600V --- (CSA FILE NUMBER) CSA AWM I/II A/B -40C TO +105C 600V FT4  
 APPROVALS: AWM 21270, CSA AWM I/II A/B FT4, SUNLIGHT RESISTANT, OIL RESISTANT, MATERIALS ARE RoHS 3 COMPLIANT.
- MATING PART:** AT04-08P\* RECEPTACLE (\* = MODIFICATIONS AND COLORS)
- ALL DIMENSIONS ARE FOR REFERENCE USE ONLY.**

QUANTITY	PART NUMBER	DESCRIPTION	ITEM
<b>MATERIALS LIST</b>			
UNLESS OTHERWISE SPECIFIED		SIGNATURES DATE	
1) All dimensions are in metric (mm).		DRAWN: RO	11/15/2020
2) Tolerances are as follows:		CHECKED: WS	1/15/2021
1 PL DEC ±0.30		ENGINEER: RO	
2 PL DEC ±0.15		APPROVAL: WS	1/15/2021
3 PL DEC ±0.08		CUSTOMER:	
3) Note reference =		THIS DRAWING IS SUPPLIED FOR INFORMATION ONLY. DESIGN FEATURES, SPECIFICATIONS AND PERFORMANCE DATA SHOWN HEREON ARE THE PROPERTY OF THE AMPHENOL CORPORATION. NO RIGHTS OF REPRODUCTION ARE IMPLIED. ALL DIMENSIONS ARE SUBJECT TO NORMAL MANUFACTURING VARIATIONS.	
MATERIAL SPECIFICATIONS:		SIZE	REVISION
PROCESS SPECIFICATIONS:		C C - AT06GY-08SA-N-TPE-Mx	A1
NEXT ASSY:		SCALE: NONE	SHEET 1 OF 1

D

D

C

C

B

A

4

3

2

1

# Mouser Electronics

Authorized Distributor

Click to View Pricing, Inventory, Delivery & Lifecycle Information:

[Amphenol:](#)

[AT06GY-08SA-N-TPE-M4](#)