

5

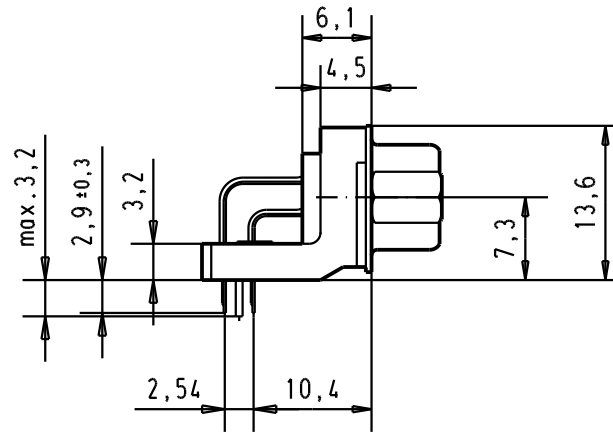
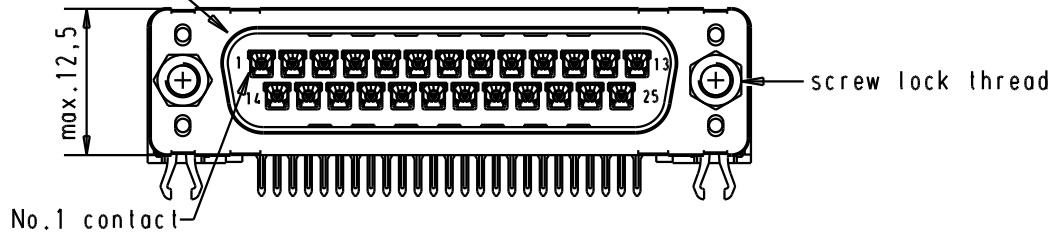
4

3

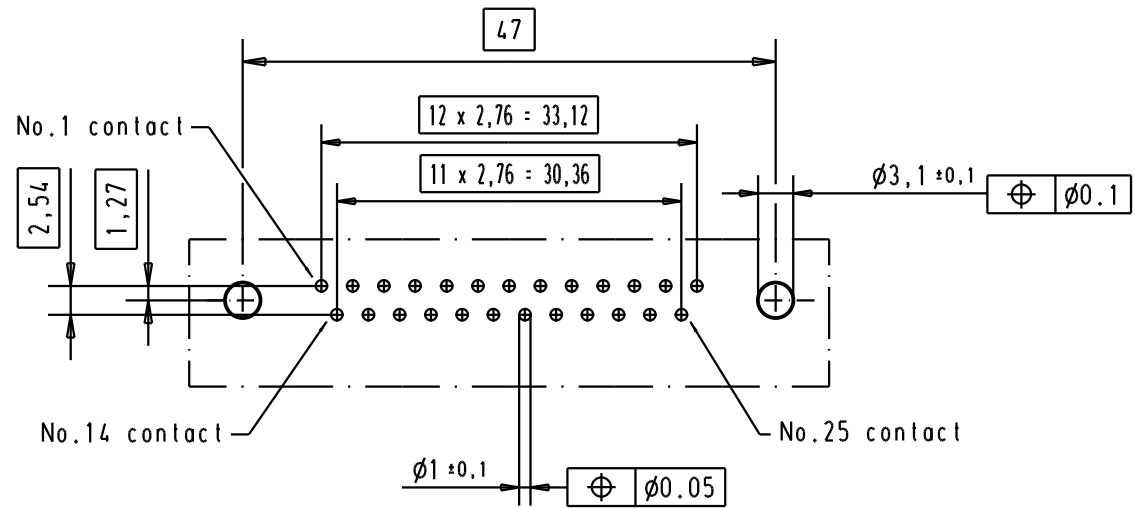
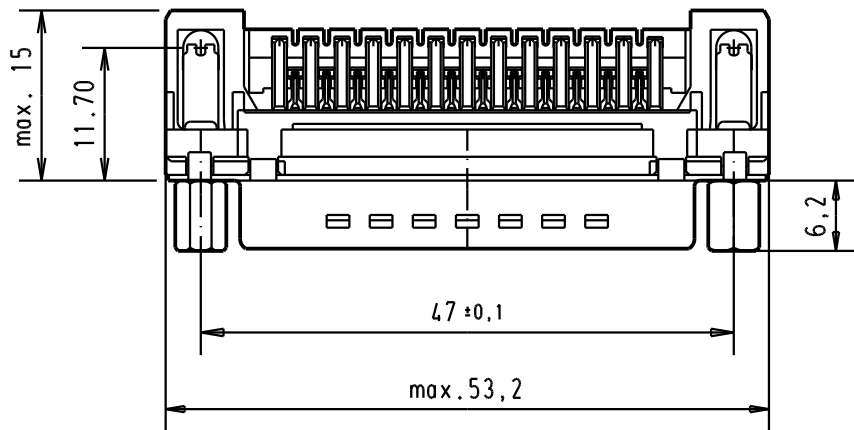
2

1

Mating face according to : MIL-C-24308 / DIN 41652 / CECC 75301-802



PCB layout hole component side



Connector retention and insertion forces on the PCB = 25 / 80 newtons

A	09 65 362 3833	M3	1							<p>All Dim. in mm Orig. Size DIN A 4</p>	D-Sub, male, standard angle, 25 poles, with solder pin, screw lock, grounding board lock	Maßstab/ Scale 1.5:1	
	09 65 362 6833	M3	2					Detail.	04/SEP/02				YT
	09 65 362 7833	M3	3					Insp.					
	09 65 362 3813	4-40 UNC	1					Stand.					
	09 65 362 6813	4-40 UNC	2	31892	22/04/04	JH	HARTING EURL F-95972 Paris				TB 0965362x8x3		
	09 65 362 7813	4-40 UNC	3	31084	04/SEP/02	YT							Sub.
	Part number	Screw lock thread	Performance level	Mod.	Dat.	Name					Blatt/ Page 1 /		

# Mouser Electronics

Authorized Distributor

Click to View Pricing, Inventory, Delivery & Lifecycle Information:

[HARTING:](#)

[09653626813](#) [09653627813](#)