

RF, Microwave and Datalink Contacts

for MIL-DTL-38999, SuperNine®, Mighty Mouse and Micro-Crimp® Connectors



Low-Loss Matched-Impedance Coaxial Contacts

Size #8 75 Ohm Matched-Impedance Coaxial Contacts



Pin Contact



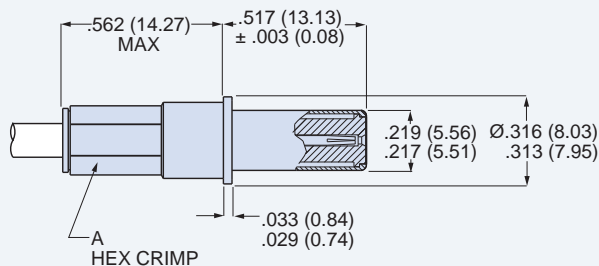
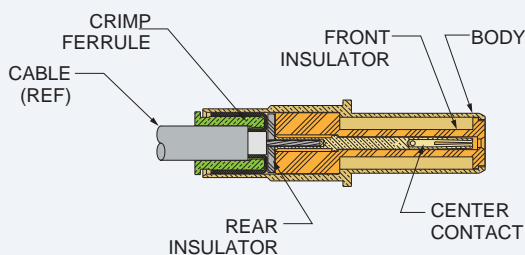
Socket Contact

Size 8 coax contacts fit aerospace-grade digital video cable. 75 ohm nominal impedance. 0-4 GHz frequency range. Crimp termination. Supplied as unassembled kit with contact body, center contact, outer ferrule and sealing boot. These snap-in, rear-release contacts fit Glenair Series 80 Mighty Mouse connectors and MIL-DTL-38999 Series I, III and IV connectors with size 8 contact cavities. Gold-plated copper alloy, fluoroplastic insulators.

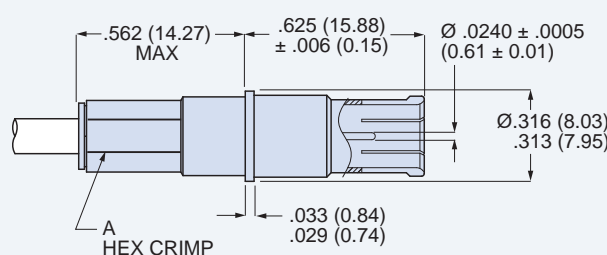
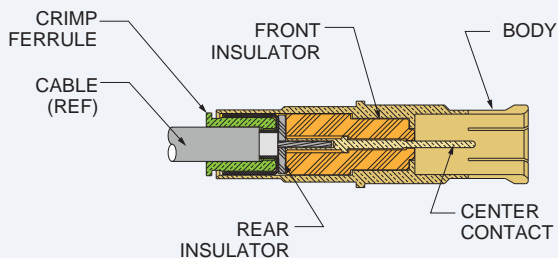
Size 8 75 Ohm Matched-Impedance Coaxial Contacts				
Cable	Pin Contact	Socket Contact	A Hex Crimp In.	mm.
V75268, V76261, V73263 (PIC™ Wire and Cable)	852-056-01F	852-057-01F	.218	5.54
RG179 (M17/94-RG179)	852-056-02F	852-057-02F	.128	3.25
V78209 (PIC™ Wire and Cable)	852-082-01F	852-083-01F	.231	5.87
LMR-240-75 (Times Microwave)	852-082-02F	852-083-02F	.231	5.87

Technical Data		
Specifications	Construction	Connector Compatibility
Operating temperature: -65°C. to +200°C. Dielectric withstanding voltage: 500 Vac rms at sea level Current rating: 1 ampere VSWR: 1.25:1 max. @ 4 GHz 75 ohm nominal impedance Durability: 500 mating cycles Shock: EIA-364-27 condition D Vibration: EIA-364-28 condition VI, letter J	Center contact, body, retainer, clamp nut, ferrule: copper alloy, 50 microinches gold over nickel plating Front and rear insulator: fluoropolymer Sealing boot: fluorosilicone rubber, glass-filled PEI	MIL-DTL-38999 Series I, III and IV Glenair Series 23 SuperNine® Glenair Series 80 Mighty Mouse

Pin Contact 852-056



Socket Contact 852-057



RF, Microwave and Datalink Contacts

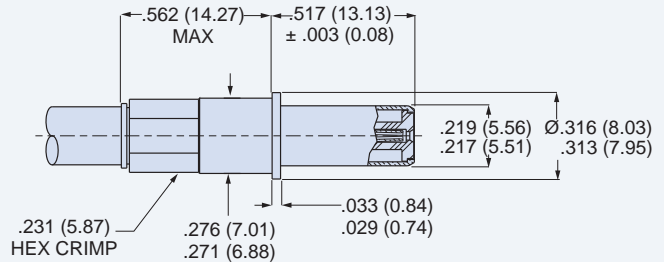
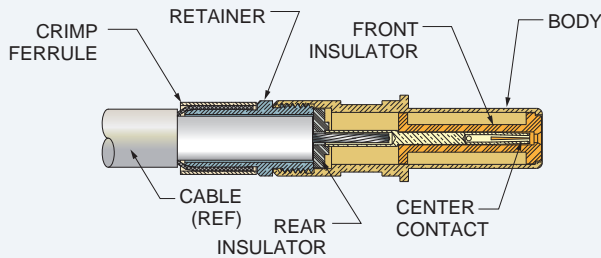
for MIL-DTL-38999, SuperNine®, Mighty Mouse and Micro-Crimp® Connectors



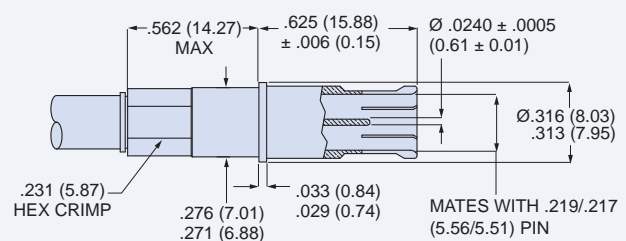
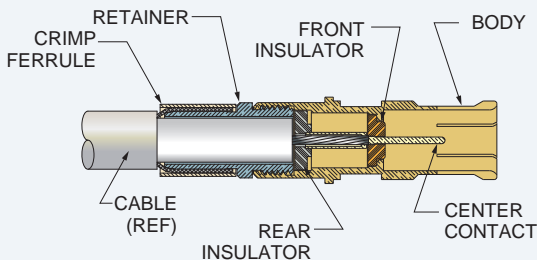
Low-Loss Matched-Impedance Coaxial Contacts

Size #8 75 Ohm Matched-Impedance Coaxial Contacts

Pin Contact 852-082



Socket Contact 852-083



Crimp Tools, Removal Tool, Assembly Instruction Sheet

Contact Part Number	Crimp Tools				Removal Tool	Assembly Instruction Sheet
	Inner Crimper	Contact Positioner	Shield Crimp Crimper	Hex Die		
852-056-01F	809-015 (M22520/2-01)	809-240 (M22520/2-37)	809-129 (M22520/5-01)	859-047 (M22520/5-45)	859-049 (M81969/14-12)	AI85028
852-056-02F	809-015 (M22520/2-01)	809-240 (M22520/2-37)	809-129 (M22520/5-01)	809-130 (M22520/5-03)	859-049 (M81969/14-12)	AI85059
852-057-01F	809-015 (M22520/2-01)	809-240 (M22520/2-37)	809-129 (M22520/5-01)	859-047 (M22520/5-45)	859-049 (M81969/14-12)	AI85028
852-057-02F	809-015 (M22520/2-01)	809-240 (M22520/2-37)	809-129 (M22520/5-01)	809-130 (M22520/5-03)	859-049 (M81969/14-12)	AI85059
852-082	809-015 (M22520/2-01)	809-240 (M22520/2-37)	809-129 (M22520/5-01)	859-047 (M22520/5-45)	859-049 (M81969/14-12)	AI85060
852-083	809-015 (M22520/2-01)	809-240 (M22520/2-37)	809-129 (M22520/5-01)	859-047 (M22520/5-45)	859-049 (M81969/14-12)	AI85036

Inner Contact Crimp Tools



809-015
(M22520/2-01)

809-240
(M22520/2-37)

Shield Crimp Tool



809-129
(M22520/5-01)

Hex Die



809-130
(M22520/5-03)

859-047
(M22520/5-45)

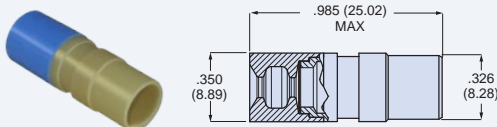
Removal Tool



859-049
(M81969/14-12)

Sealing Boot

Sealing boots are supplied with contacts. To order contacts less the sealing boot, remove the "F" suffix from the part number.



Wire Dia. (in.)	Wire Dia. (mm.)	Part Number
.090 – .130	2.3 – 3.3	859-042-01
.130 – .170	3.3 – 4.3	859-042-02
.170 – .205	4.3 – 5.2	859-042-03

Mouser Electronics

Authorized Distributor

Click to View Pricing, Inventory, Delivery & Lifecycle Information:

[Glenair:](#)

[852-056-02F](#)