



QDC CORDSET



886-017 and 886-018, Single-Ended Plug Cordset

886-017P AND 886-018 QDC PLUG CORDSET WITH NYLON OVERBRAID OR POLYURETHANE JACKET



Overmolded Quick Disconnect plug cordsets feature abrasion resistant extruded polyurethane jackets or ultraflexible nylon overbraid. Polyamide overmold, tinned copper braid shield. High strength silver-coated copper alloy conductors, crosslinked ETFE insulation. Wire size depends on contact size. Several other cable types and overmold materials are available. Contact the factory for more information.

How To Order		886-017P	A	-B7N	-M	-18
Sample Part Number						
Series	886-017P = QDC inline plug with shielded, nylon overbraid 886-018P = QDC inline plug with shielded, polyurethane jacket					
Insert Style	A = Unshrouded contacts B = Shrouded contacts are recessed within the insulator					
Shell Size and Insert Arrangement ¹	See Shell Size and Insert Arrangement Table					
Shell Material/Finish ²	M = Aluminum/electroless nickel RoHS compliant ZR = Aluminum/zinc-nickel, non-reflective with RoHS compliant black chromate MT = Aluminum/nickel-PTFE RoHS compliant ZC = Stainless steel/black zinc cobalt					
Wire Length	Indicated in inches; ex. 18 = 18 inches					

MOD-686 POLARIZING OPTIONS

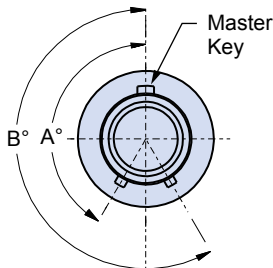
Standard SuperFly® connectors have a single master key. Versions with three keys are also available if alternate key positions are required. Add suffix code 686 to the part number per the following example: 886-017PA-B7N-M-18-**686A**

WIRE GAUGES PER CONTACT

- 1A. contact (Nano) - 30 AWG
- 3A. contact (Micro) - 26 AWG
- 5A. contact (Size 23) - 24 AWG

Plug Alternate Key Positions

Suffix Code	A°	B°
686A	150°	210°
686B	75°	210°
686C	95°	230°
686D	140°	275°
686E	75°	275°
686F	95°	210°



Glenair can also fulfill multi-branch cordset requests. Contact the factory to find out more about our capabilities.





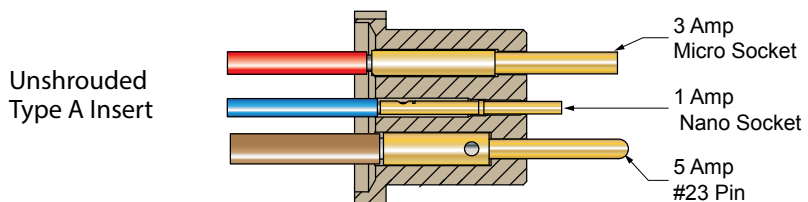
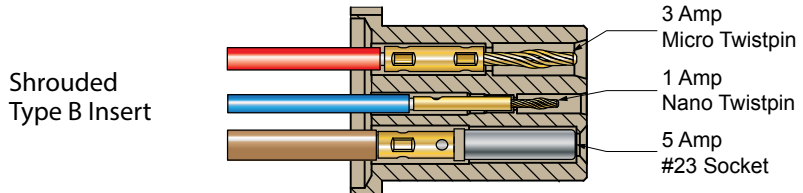
QDC CORDSET

886-017 and 886-018, Single-Ended Plug Cordset



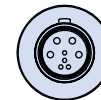
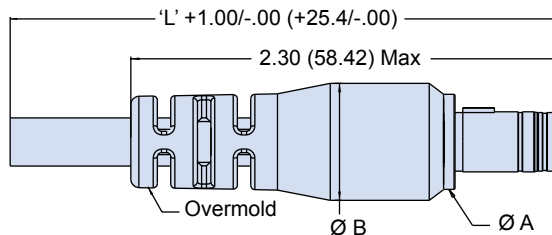
ABOUT SHROUDED AND UNSHROUDED SUPERFLY® CONFIGURATIONS

Shrouded contacts are recessed within the insert. Unshrouded contacts extend from the insert face. Shrouded inserts contain 1 amp and 3 amp Twistpin contacts along with 5 amp socket contacts. Unshrouded inserts contain 1 amp and 3 amp sockets and 5 amp pin.



Shell Size and Insert Arrangements			
Insert Arrangements	No. of Contacts		
	#23 5A.	Micro 3A.	Nano 1A.
B7N	—	—	7
C10N	—	—	10
C2M2N	—	2	2
D3M	—	3	—
D2W2N	2	—	2
E3W	3	—	—
E4M	—	4	—
E19N	—	—	19
E4M4N	—	4	4
F4W	4	—	—
F7M	—	7	—
F22N	—	—	22
F4M8N	—	4	8
F4W4N	4	—	4
G7W	7	—	—
G10M	—	10	—
G31N	—	—	31
G6M10N	—	6	10
G6M12N	—	6	12
H10W	10	—	—
H37N	—	—	37
H6W14N	6	—	14
J44N	—	—	44
J7W19N	7	—	19
K19M	—	19	—
K13M19N	—	13	19
L22M	—	22	—

First letter of contact arrangement represents connector shell size. As in this example K13M19N



886-017P
886-018P
Plug Cordset

Shell Size	Dimensions			
	A Max OD		B Max OD	
	In	mm	In	mm
B	.325	8.26	.470	11.94
C	.350	8.89	.495	12.57
D	.365	9.27	.510	12.95
E	.390	9.91	.535	13.59
F	.410	10.41	.555	14.10
G	.430	10.92	.575	14.61
H	.470	11.94	.615	15.62
J	.495	12.57	.640	16.26
K	.520	13.21	.665	16.89
L	.560	14.22	.700	17.78

NOTES

1. See Section A for insert arrangement layouts
2. See Section A for additional finish options

D

Mouser Electronics

Authorized Distributor

Click to View Pricing, Inventory, Delivery & Lifecycle Information:

[Glenair:](#)

[886-017PA-F4W-M-20](#) [886-018PA-F22N-ZR-36](#) [886-017PA-F22N-M-72](#)