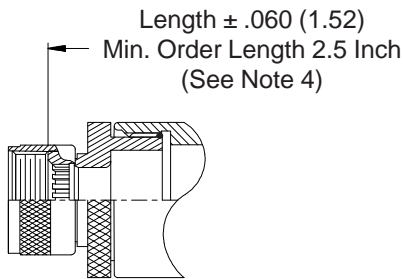
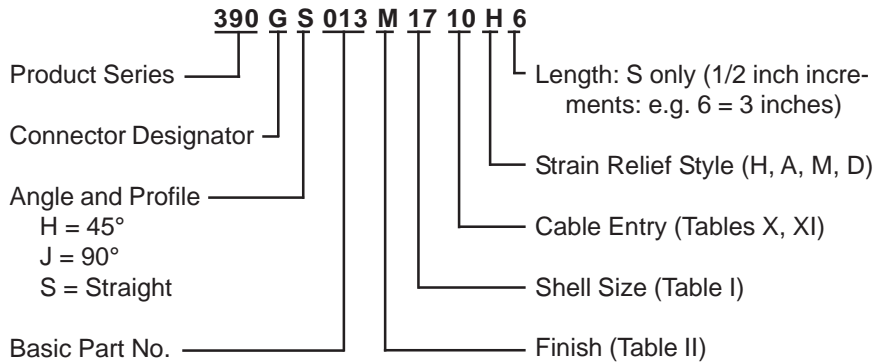


**CONNECTOR
 DESIGNATOR**

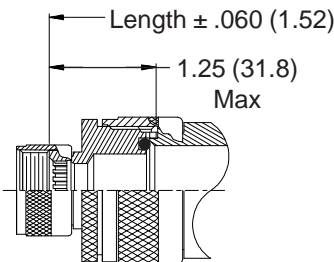
G

**ROTATABLE
 COUPLING**

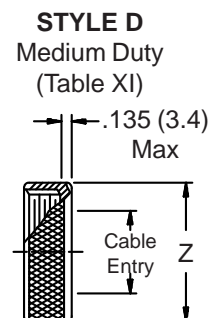
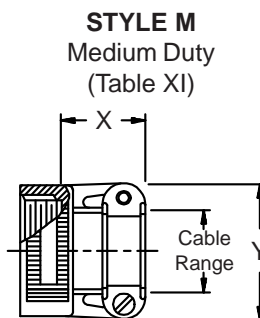
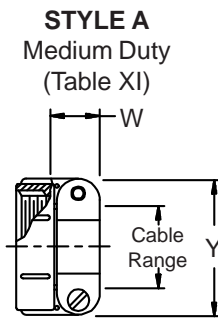
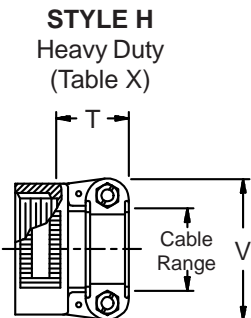
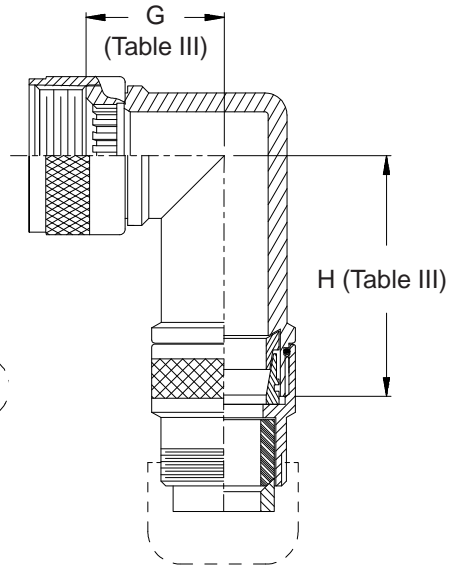
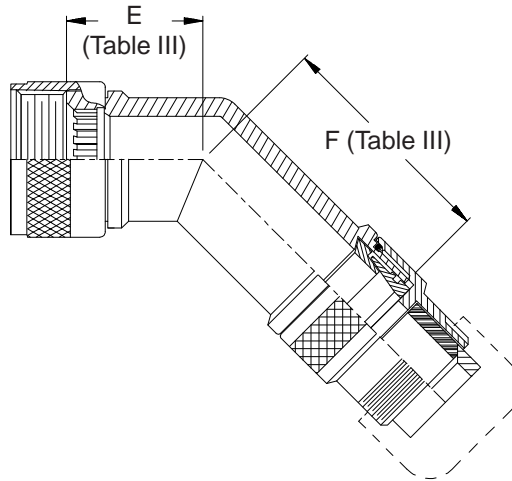
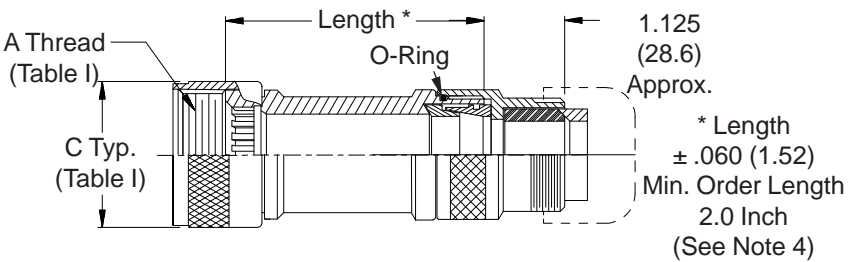
**TYPE A
 OVERALL SHIELD
 TERMINATION**



**STYLE 2
 (STRAIGHT
 See Note 1)**



**STYLE 2
 (45° & 90°
 See Note 1)**



390-013
Submersible EMI/RFI Cable Sealing Backshell
with Strain Relief
Type A - Rotatable Coupling - Standard Profile



TABLE III: ELBOW DIMENSIONS

Shell Size	E Max	F Max	G Max	H Max
11	1.240 (31.5)	2.060 (52.3)	1.380 (35.1)	2.200 (55.9)
13	1.260 (32.0)	2.080 (52.8)	1.440 (36.6)	2.260 (57.4)
15	1.290 (32.8)	2.360 (59.9)	1.500 (38.1)	2.580 (65.5)
17	1.310 (33.3)	2.380 (60.5)	1.570 (39.9)	2.640 (67.1)
19	1.340 (34.0)	2.500 (63.5)	1.630 (41.4)	2.810 (71.4)
23	1.380 (35.1)	2.540 (64.5)	1.730 (43.9)	2.890 (73.4)
25	1.410 (35.8)	2.570 (65.3)	1.800 (45.7)	2.960 (75.2)
29	1.580 (40.1)	2.800 (71.1)	2.040 (51.8)	3.260 (82.8)
33	1.620 (41.1)	2.820 (71.6)	2.130 (54.1)	3.330 (84.6)

See inside back cover fold-out or pages 13 and 14 for Tables I and II.

TABLE X: CABLE ENTRY

Dash No.	T Max	V Max	Cable Range	
			Min	Max
04	.780 (19.8)	.957 (24.3)	.125 (3.2)	.312 (7.9)
06	.780 (19.8)	1.145 (29.1)	.250 (6.4)	.437 (11.1)
08	.780 (19.8)	1.332 (33.8)	.387 (9.8)	.562 (14.3)
10	.780 (19.8)	1.332 (33.8)	.350 (8.9)	.625 (15.9)
12	.811 (20.6)	1.551 (39.4)	.500 (12.7)	.750 (19.1)
16	.905 (23.0)	1.770 (45.0)	.625 (15.9)	.937 (23.8)
20	1.092 (27.7)	2.113 (53.7)	.875 (22.2)	1.250 (31.8)
24	1.124 (28.5)	2.363 (60.0)	1.000 (25.4)	1.375 (34.9)
28	1.399 (35.5)	2.770 (70.4)	1.250 (31.8)	1.625 (41.3)
32	1.399 (35.5)	3.020 (76.7)	1.437 (36.5)	1.875 (47.6)

1. When maximum cable entry (page 21) is exceeded, Style 2 will be supplied. Dimensions E, F, G and H will not apply. Please consult factory.
2. Metric dimensions (mm) are indicated in parentheses.
3. Cable range is defined as the accommodations range for the wire bundle or cable. Dimensions shown are not intended for inspection criteria.
4. Consult factory for shorter lengths on straight backshells.

TABLE XI: CABLE ENTRY

Dash No.	W Max	X Max	Y Max	Z Max	Cable Range	
					Min	Max
03*	.437 (11.1)	.760 (19.3)	.843 (21.4)	.630 (16.0)	.156 (4.0)	.250 (6.4)
04*	.437 (11.1)	.760 (19.3)	.906 (23.0)	.755 (19.2)	.188 (4.8)	.312 (7.9)
06*	.500 (12.7)	.760 (19.3)	1.093 (27.8)	.942 (23.9)	.281 (7.1)	.438 (11.1)
08	.563 (14.3)	.760 (19.3)	1.187 (30.1)	1.067 (27.1)	.387 (9.8)	.562 (14.3)
10	.563 (14.3)	.760 (19.3)	1.281 (32.5)	1.192 (30.3)	.375 (9.5)	.625 (15.9)
12	.563 (14.3)	.760 (19.3)	1.500 (38.1)	1.380 (35.1)	.438 (11.1)	.750 (19.1)
16	.656 (16.7)	1.073 (27.3)	1.719 (43.7)	1.535 (39.0)	.625 (15.9)	.938 (23.8)
20	.656 (16.7)	1.323 (33.6)	2.062 (52.4)	1.848 (46.9)	.875 (22.2)	1.250 (31.8)
24	.656 (16.7)	1.323 (33.6)	2.312 (58.7)	2.255 (57.3)	1.000 (25.4)	1.375 (34.9)
28	1.188 (30.2)	1.572 (39.9)	2.719 (69.1)	2.505 (63.6)	1.250 (31.8)	1.625 (41.3)
32*	1.187 (30.1)	1.572 (39.9)	2.969 (75.4)	2.755 (70.0)	1.437 (36.5)	1.875 (47.6)
40*	1.125 (28.6)	1.572 (39.9)	3.531 (89.7)	3.255 (82.7)	1.875 (47.6)	2.375 (60.3)

* Not available in Style M clamp.

Mouser Electronics

Authorized Distributor

Click to View Pricing, Inventory, Delivery & Lifecycle Information:

[Glenair:](#)

[390GH013N1720M](#) [390GH013NF1306H](#)