

# Series 31 Shrink Boot Adapters

for MIL-DTL-38999 Series I and II Connectors

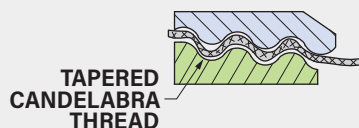
## 311F\*001 Shrink Boot Adapter, Braid Trap



### Adapter Code **F**

This accessory fits these connectors:  
MIL-DTL-38999 Series I and Series II

### BRAID TRAP



**TABLE 1: ENTRY SIZE**

Entry Size	Shell Sizes*	Max Cable Dia. in	mm	J Max in	mm
02	08-24	.250	6.4	.515	13.1
03	10-24	.375	9.5	.640	16.3
04	12-24	.500	12.7	.765	19.4
05	14-24	.625	15.9	.920	23.4
06	16-24	.750	19.1	1.015	25.8
07	18-24	.875	22.2	1.140	29.0
08	20-24	1.000	25.4	1.265	32.1
09	22-24	1.125	28.6	1.432	36.4
10	24	1.250	31.8	1.515	38.5

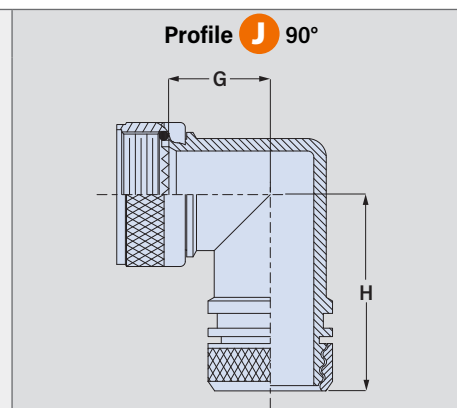
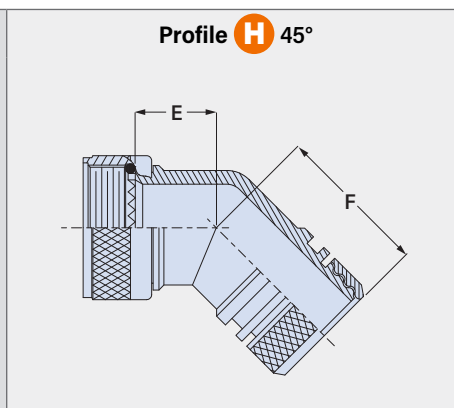
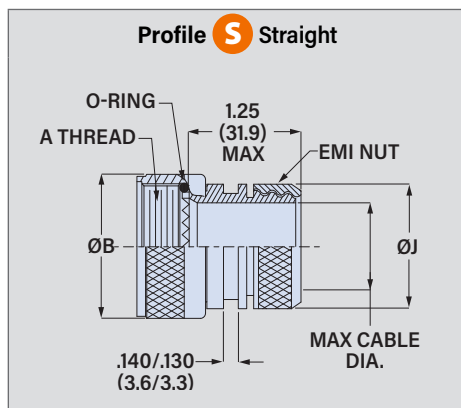
\* If selected entry size exceeds shell size range, a Style 2 transition adapter will be included. See *Maximum Entry Size* for details.

**Shielded. Variable entry size.** 311F\*001 shrink boot adapter fits MIL-DTL-38999 Series I and II connectors. Adapter has candelabra-style tapered thread to captivate shield braid under nut. install optional lipped shrink boot for environmental protection. Supplied as adapter only or as kit with shrink boot. Aluminum or stainless steel, silicone O-ring.

### PART NUMBER

		311FS001	M	16	05	T				
Base P/N	Base Part No.	311FS001								
	Profile	<b>S</b> Straight								
		311FH001 <b>H</b> 45°								
		311FJ001 <b>J</b> 90°								
Material/ Finish	M	Alum/ Electroless Nickel								
	MT	Alum/ Nickel-PTFE								
	NF	Alum/ Olive Drab Cadmium								
	ZR	Alum/ Black Zinc-Nickel								
	TZ	Alum/ Tin-Zinc								
ZI	SST/ Passivated									
Shell Size	Shell Size									
	38999 Series I	9	11	13	15	17	19	21	23	25
	38999 Series II	8	10	12	14	16	18	20	22	24
	Size Code	08	10	12	14	16	18	20	22	24
Entry Size	See Table 1									
Shrink Boot	Omit if not required									
	T	Shrink Boot included								

Shell Size	A Thread UNEF-2B	øB Max in	mm	E Max in	mm	F Max in	mm	G Max in	mm	H Max in	mm	Max Entry Size*
8/9	0.4375-28	.650	16.5	.830	21.1	1.045	26.5	.940	23.9	1.155	29.3	02
10/11	0.5625-24	.770	19.6	.860	21.8	1.075	27.3	1.010	25.7	1.225	31.1	03
12/13	0.6875-24	.890	22.6	.882	22.4	1.097	27.9	1.070	27.2	1.285	32.6	04
14/15	0.8125-20	1.020	25.9	.900	22.9	1.125	28.6	1.130	28.7	1.345	34.2	05
16/17	0.9375-20	1.150	29.2	.930	23.6	1.145	29.1	1.190	30.2	1.405	35.7	06
18/19	1.0625-18	1.230	31.2	.950	24.1	1.165	29.6	1.240	31.5	1.455	37.0	07
20/21	1.1875-18	1.360	34.5	.980	24.9	1.195	30.4	1.310	33.3	1.525	38.7	08
22/23	1.3125-18	1.480	37.6	1.000	25.4	1.215	30.9	1.360	34.5	1.575	40.0	09
24/25	1.4375-18	1.730	43.9	1.030	26.2	1.245	31.6	1.430	36.3	1.645	41.8	10



# Series 31 Shrink Boot Adapters

for MIL-DTL-38999 Series I and II Connectors

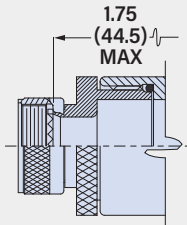
## 311F\*001 Shrink Boot Adapter, Braid Trap

### MAXIMUM ENTRY SIZE

If the selected entry size exceeds the maximum size in this table, the backshell will have a front adapter. This is called a **Style 2** backshell.

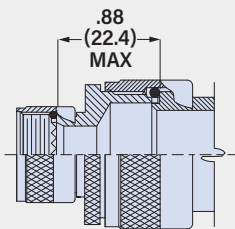
Shell Size	Max Entry Size
08	02
10	03
12	04
14	05
16	06
18	07
20	08
22	09
24	10

### Style 2 Straight Backshell



For Style 2 straight backshells, the front adapter adds ½ inch to the length.


### Style 2 45° and 90° Backshells



For Style 2 45° and 90° backshells, the length increases by .88 inch.

### SHRINK BOOT

Optional heatshrink boot provides cable strain relief and environmental protection. Type 1 high-performance semi-rigid elastomer resists fuels and oils and withstands temperature extremes.



Entry Size	Shrink Boot P/N
02	770-001S103
03	770-001S103
04	770-001S104
05	770-001S104
06	770-001S105
07	770-001S106
08	770-001S106
09	770-001S107
10	770-001S107

# Mouser Electronics

Authorized Distributor

Click to View Pricing, Inventory, Delivery & Lifecycle Information:

[Glenair:](#)

[311FS001MT0802](#) [311FS001MT1205](#) [311FS001MT2408](#)