

## Silicon Power Schottky Diode

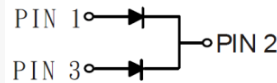
$V_{RRM} = 45\text{ V} - 100\text{ V}$

$I_{F(AV)} = 120\text{ A}$

### Features

- High Surge Capability
- Types from 45 V to 100V  $V_{RRM}$
- Isolated to Plate
- Not ESD Sensitive

TO-249AB Package



### Maximum ratings, at $T_j = 25\text{ }^\circ\text{C}$ , unless otherwise specified

Parameter	Symbol	Conditions	FST12045	FST12060	FST12080	FST120100	Unit
Repetitive peak reverse voltage	$V_{RRM}$		45	60	80	100	V
RMS reverse voltage	$V_{RMS}$		32	42	57	70	V
DC blocking voltage	$V_{DC}$		45	60	80	100	V
Operating temperature	$T_j$		-55 to 150	-55 to 150	-55 to 150	-55 to 150	$^\circ\text{C}$
Storage temperature	$T_{stg}$		-55 to 150	-55 to 150	-55 to 150	-55 to 150	$^\circ\text{C}$

### Electrical characteristics, at $T_j = 25\text{ }^\circ\text{C}$ , unless otherwise specified

Parameter	Symbol	Conditions	FST12045	FST12060	FST12080	FST120100	Unit
Average forward current (per pkg)	$I_{F(AV)}$	$T_C = 125\text{ }^\circ\text{C}$	120	120	120	120	A
Peak forward surge current (per leg)	$I_{FSM}$	$t_p = 8.3\text{ ms}$ , half sine	1000	1000	1000	1000	A
Maximum instantaneous forward voltage (per leg)	$V_F$	$I_{FM} = 60\text{ A}$ , $T_j = 25\text{ }^\circ\text{C}$	0.70	0.75	0.84	0.84	V
Maximum Instantaneous reverse current at rated DC blocking voltage (per leg)	$I_R$	$T_j = 25\text{ }^\circ\text{C}$	1	1	1	1	mA
		$T_j = 100\text{ }^\circ\text{C}$	10	10	10	10	
		$T_j = 150\text{ }^\circ\text{C}$	30	30	30	30	

### Thermal characteristics

Thermal resistance, junction - case (per leg)	$R_{\theta JC}$		0.80	0.80	0.80	0.80	$^\circ\text{C/W}$
---	-----------------	--	------	------	------	------	--------------------

Figure .1- Typical Forward Characteristics

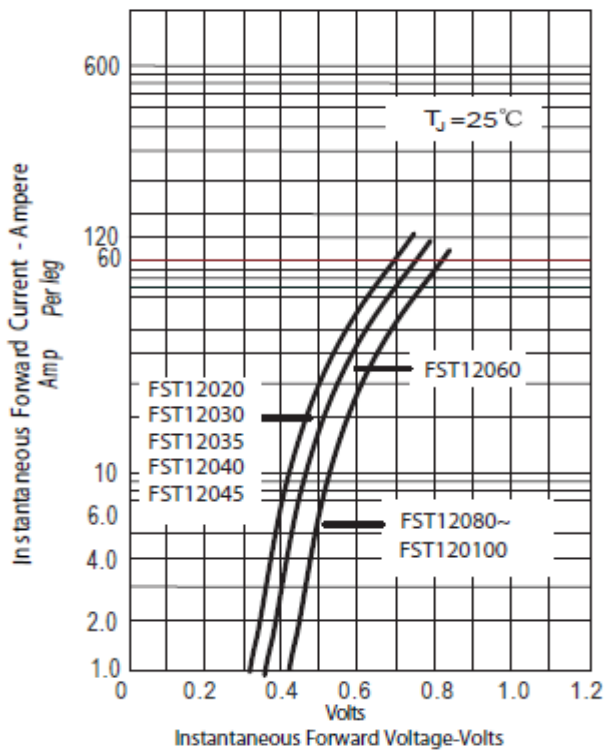


Figure .2- Forward Derating Curve

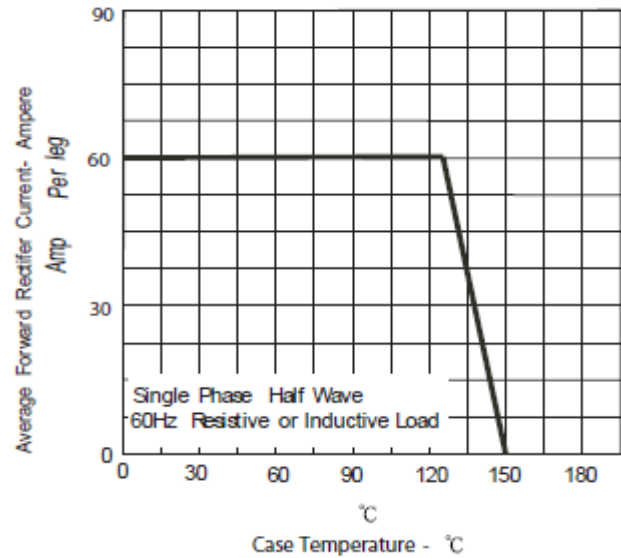


Figure.3-Peak Forward Surge Current

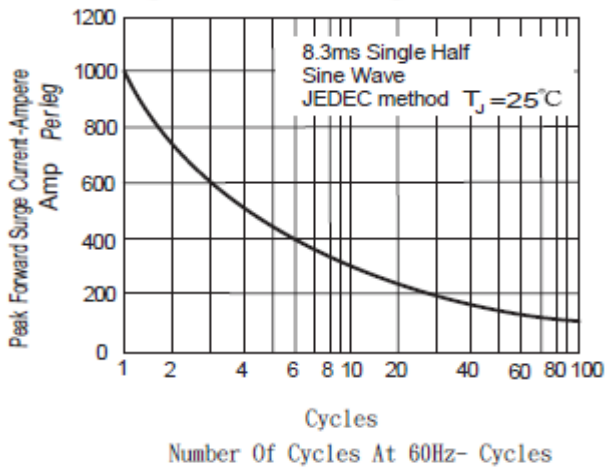
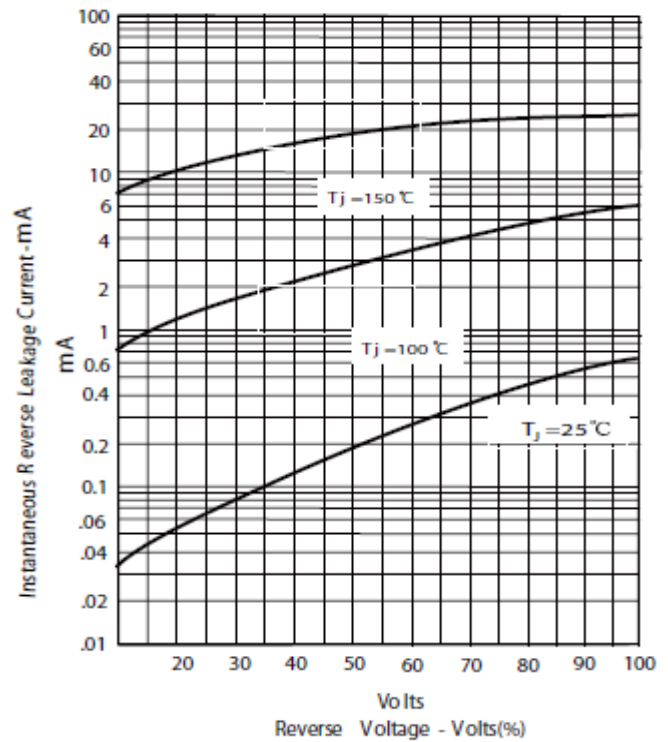
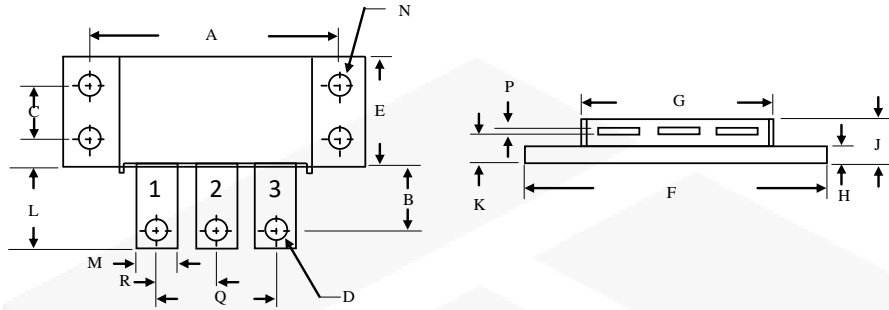


Figure .4 Typical Reverse Characteristics



## Package dimensions and terminal configuration

Product is marked with part number and terminal configuration.



	Inches		Millimeters	
	Min	Max	Min	Max
A	1.995	2.005	50.67	50.93
B	0.300	0.325	7.62	8.26
C	0.495	0.505	12.57	12.83
D	0.182	0.192	4.62	4.88
E	0.990	1.010	25.15	26.65
F	2.390	2.410	60.71	61.21
G	1.495	1.525	37.90	38.70
H	0.114	0.122	2.90	3.10
J	-----	0.420	-----	10.67
K	0.256	0.275	6.5	7.0
L	0.490	0.510	12.45	12.95
M	0.330	0.350	8.38	8.90
N	0.175	0.195	4.45	4.95
P	0.035	0.045	0.89	1.14
R	0.445	0.455	11.30	11.56
Q	0.890	0.910	22.61	23.11

# Mouser Electronics

Authorized Distributor

Click to View Pricing, Inventory, Delivery & Lifecycle Information:

[GeneSiC Semiconductor:](#)

[FST120100](#)