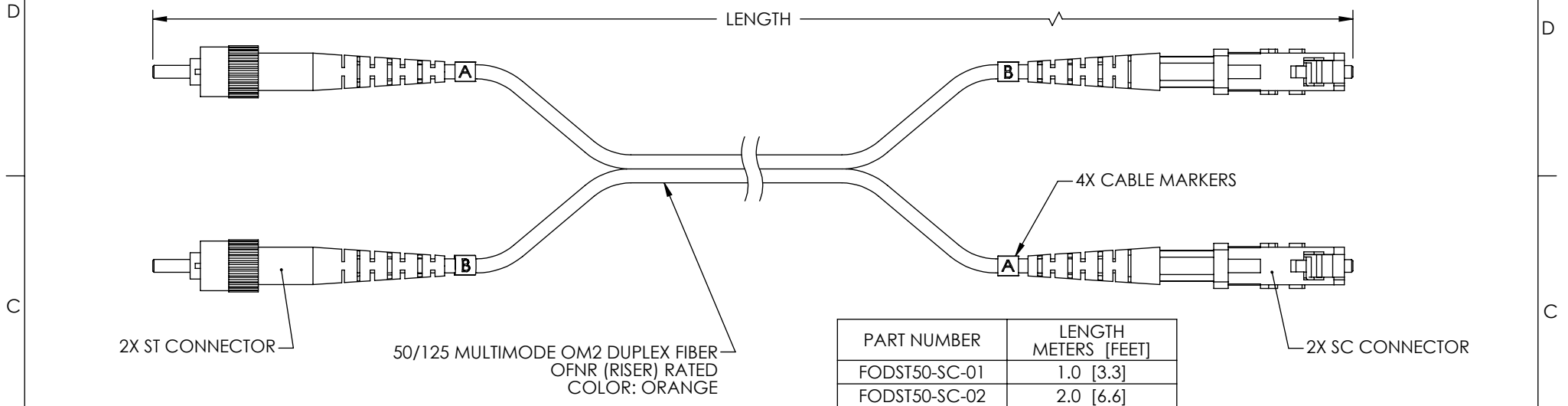


THE INFORMATION CONTAINED IN THIS DRAWING IS THE SOLE PROPERTY OF L-COM, INC. ANY REPRODUCTION IN PART OR WHOLE WITHOUT THE WRITTEN PERMISSION OF L-COM, INC. IS PROHIBITED.

REVISIONS			
REV	DESCRIPTION	DATE	APPROVED
A	DRAWING REPLACES FODST50-SC-01-OD1	10/10/14	D. CASTRO



2X ST CONNECTOR

50/125 MULTIMODE OM2 DUPLEX FIBER OFNR (RISER) RATED COLOR: ORANGE

4X CABLE MARKERS

2X SC CONNECTOR

PART NUMBER	LENGTH METERS [FEET]
FODST50-SC-01	1.0 [3.3]
FODST50-SC-02	2.0 [6.6]
FODST50-SC-03	3.0 [9.8]
FODST50-SC-04	4.0 [13.1]
FODST50-SC-05	5.0 [16.4]
FODST50-SC-10	10.0 [32.8]
FODST50-SC-15	15.0 [49.2]
FODST50-SC-20	20.0 [65.6]
FODST50-SC-25	25.0 [82.0]
FODST50-SC-30	30.0 [98.4]
FODST50-SC-35	35.0 [114.8]
FODST50-SC-40	40.0 [131.2]
FODST50-SC-45	45.0 [147.6]
FODST50-SC-50	50.0 [164.0]
FODST50-SC-75	75.0 [246.1]
FODST50-SC-100	100.0 [328.1]
FODST50-SC-125	125.0 [410.1]
FODST50-SC-150	150.0 [492.1]


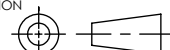
NOTES:

1. ST CONNECTOR ASSEMBLY POLISH TYPE: PC
SC CONNECTOR ASSEMBLY POLISH TYPE: PC
2. ALL CONNECTORS ACCOMPANIED WITH A DUST CAP INSTALLED (NOT SHOWN).
3. PACKAGING:

LESS THAN 50 METERS (164 FT): INDIVIDUALLY PACKAGE EACH ASSEMBLY IN ACCORDANCE WITH L-COM SPECIFICATION PS-0031.

50 METERS (164 FT) OR MORE: TO BE SPOOLED

REGULATORY COMPLIANCE:
CE2011/65/EU(RoHS DIRECTIVE)

UNLESS OTHERWISE SPECIFIED, DIMENSIONS ARE IN INCHES [mm] OVERALL CABLE LENGTH TOLERANCE: ≤12 [305] = +1 [25] / -0 >12 [305] ≤60 [1524] = +2 [51] / -0 >60 [1524] ≤120 [3048] = +4 [102] / -0 >120 [3048] ≤300 [7620] = +6 [152] / -0 >300 [7620] = +5% / -0%	APPROVALS	DATE	 45 BEECHWOOD DRIVE NORTH ANDOVER, MA 01845			
	DRAWN BY RON CARRICK	8/16/2000		CATEGORY FIBER OPTICS		
ALL OTHER DIMENSIONAL TOLERANCES: .X = ± .2 [5.08] .XX = ± .02 [5.1] .XXX = ±.005 [1.3]	CHECKED BY ENG	8/16/2000	PRODUCT DESCRIPTION CA ST-SC 50/125 DUPLEX			
	APPROVED BY AFC	8/18/2000		<table border="1"> <tr> <td>SIZE A</td> <td>FSCM NO. 43321</td> <td>DWG. NO. FODST50-SC</td> <td>REV. A</td> </tr> </table>	SIZE A	FSCM NO. 43321
SIZE A	FSCM NO. 43321	DWG. NO. FODST50-SC	REV. A			
PROJECTION 	CONFIGURATION DETAILS OF UNDIMENSIONED FEATURES MAY VARY	COLOR VARIATIONS MAY OCCUR	SCALE: NONE			
CAD FILE: FODST50-SC.SLDDRW		SHEET 1 OF 1				

Mouser Electronics

Authorized Distributor

Click to View Pricing, Inventory, Delivery & Lifecycle Information:

[infinite Electronics:](#)

[FODST50-SC-20](#) [FODST50-SC-150](#) [FODST50-SC-125](#) [FODST50-SC-100](#) [FODST50-SC-35](#) [FODST50-SC-03](#)
[FODST50-SC-45](#) [FODST50-SC-01](#) [FODST50-SC-10](#) [FODST50-SC-75](#) [FODST50-SC-15](#) [FODST50-SC-50](#)
[FODST50-SC-05](#) [FODST50-SC-40](#) [FODST50-SC-02](#) [FODST50-SC-30](#)