

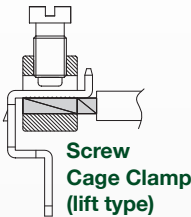
PCB Terminal Block

- 5.00 mm Pin Spacing
- Board Mount PCB
 - 17.5A Current Rating
 - Height 8.9mm
 - Modular / Stackable, no dovetail versions






MVS15xx-5-H

Top Wire Entry



Electrical Ratings

					
Usergroup	B	C	D	-	-
Rated Voltage	300V	-	300V	-	450V
Rated Current	17.5A	-	17.5A	-	17.5A
Wire Size	<i>solid</i>	30-16 AWG	-	30-16 AWG	0.25mm ² - 2.5mm ²
	<i>stranded</i>	30-16 AWG	-	30-16 AWG	0.25mm ² - 1.5mm ²

Ordering Information

No. Poles	Length (mm)	Std. Pack	Order # - Modular	Order # - No Dovetails
2	10	200	MHS-152	MVS152-5-H-L
3	15	200	MHS-153	MVS153-5-H-L
4	20	100	MHS-154	MVS154-5-H-L
5	25	100	MHS-155	MVS155-5-H-L
6	30	100	MHS-156	MVS156-5-H-L
7	35	100	MHS-157	MVS157-5-H-L
8	40	100	MHS-158	MVS158-5-H-L
9	45	100	MHS-159	MVS159-5-H-L
10	50	100	MHS-1510	MVS1510-5-H-L
11	55	100	MHS-1511	MVS1511-5-H-L
12	60	100	MHS-1512	MVS1512-5-H-L
13	65	50	MHS-1513	MVS1513-5-H-L
14	70	50	MHS-1514	MVS1514-5-H-L
15	75	50	MHS-1515	MVS1515-5-H-L
16	80	50	MHS-1516	MVS1516-5-H-L
17	85	50	MHS-1517	MVS1517-5-H-L
18	90	50	MHS-1518	MVS1518-5-H-L
19	95	50	MHS-1519	MVS1519-5-H-L
20	100	50	MHS-1520	MVS1520-5-H-L
21	105	50	MHS-1521	MVS1521-5-H-L
22	110	50	MHS-1522	MVS1522-5-H-L
23	115	50	MHS-1523	MVS1523-5-H-L
24	120	50	MHS-1524	MVS1524-5-H-L

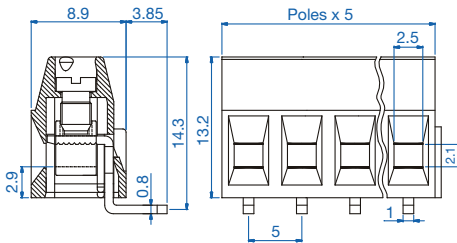
Material Specifications

Clamp	Nickel Copper
Solder tab	Tin-Plated Copper
Screw	Galvanized Steel
Insulating Material	Polyamide
Flammability Class	V0 UL94
Operating Temperature	-30°C - +105°C

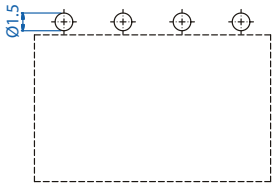
Installation Data

Screw Size	M3
Torque	0.5Nm (4.5 lb.in.)
Stripping Length	max. 7mm
Clamp Opening	2.5 x 2.1mm
PCB Hole Size	1.5mm

Dimensions (mm)



Drilling Diagram



Mouser Electronics

Authorized Distributor

Click to View Pricing, Inventory, Delivery & Lifecycle Information:

[Altech:](#)

[MVS1517-5,08-H-L](#) [MVS1522-5-H-L](#) [MVS153-10-H](#) [MVS155-10-V-L](#) [MVS155-5,08-H-L](#) [MVS1514-5,08-H](#) [MVS152-10-IT](#) [MVS156-10-V](#) [MVS158-5-H-L](#) [MVS1511-5,08-H-L](#) [MVS1515-5-H-L](#) [MVS1519-5-V-L](#) [MVS151-10-IT](#) [MVS1513-5-H-L](#) [MVS-1514-5,08](#) [MVS1519-5-H-L](#) [MVS152-10-V](#) [MVS1523-5,08-V-L](#) [MVS152-5-ITP](#) [MVS152-5-V-P](#) [MVS158-5-V-L](#) [MVS159-5,08-H-L](#) [MVS1510-5-V-L](#) [MVS-1515-5,08](#) [MVS1522-5,08-V-L](#) [MVS1524-5-V-L](#) [MVS157-5-H-L](#) [MVS1517-5,08-H](#) [MVS-1524-5,08](#) [MVS153-5,08-H-L](#) [MVS1514-5-V-L](#) [MVS1512-5,08-V-L](#) [MVS1520-5-H-L](#) [MVS1522-5,08-H](#) [MVS153-10-V](#) [MVS154-5,08-H-L](#) [MVS157-5,08-H](#) [MVS151-10-H-L](#) [MVS-1513-5,08](#) [MVS-1516-5,08](#) [MVS155-10-V](#) [MVS156-5,08-V-L](#) [MVS1513-5,08-H-L](#) [MVS1514-5,08-V-L](#) [MVS1516-5,08-H-L](#) [MVS1517-5,08-V-L](#) [MVS1520-5,08-V-L](#) [MVS1521-5,08-H-L](#) [MVS1524-5,08-H-L](#) [MVS152-5,08-V-P](#) [MVS153-10-H-L](#) [MVS153-5-H-L](#) [MVS154-10-H-L](#) [MVS155-5,08-H](#) [MVS156-5-V-L](#) [MVS159-5-H-L](#) [MVS152-5,08-V-L](#) [MVS154-10-IT](#) [MVS156-5,08-H-L](#) [MVS156-5-H-L](#) [MVS158-5,08-V-L](#) [MVS1510-5,08-H](#) [MVS1515-5-V-L](#) [MVS152-10-H-L](#) [MVS1511-5-H-L](#) [MVS156-10-H](#) [MVS157-5-V-L](#) [MVS-1519-5,08](#) [MVS1520-5,08-H](#) [MVS1521-5-H-L](#) [MVS154-10-V](#) [MVS1522-5-V-L](#) [MVS152-5-ITL](#) [MVS153-10-V-L](#) [MVS153-5,08-H](#) [MVS154-5,08-H](#) [MVS155-5-V-L](#) [MVS1512-5-H-L](#) [MVS1515-5,08-H](#) [MVS1518-5,08-H](#) [MVS152-5,08-H](#) [MVS1513-5,08-V-L](#) [MVS1517-5-H-L](#) [MVS1521-5,08-H](#) [MVS153-5-V-L](#) [MVS156-10-H-L](#) [MVS156-10-IT](#) [MVS156-10-V-L](#) [MVS151-10-V-L](#) [MVS1519-5,08-H-L](#) [MVS-1521-5,08](#) [MVS1523-5-V-L](#) [MVS1511-5,08-H](#) [MVS1519-5,08-H](#) [MVS152-10-V-L](#) [MVS1523-5,08-H-L](#) [MVS155-10-H](#) [MVS155-10-IT](#) [MVS156-5,08-H](#) [MVS159-5,08-H](#)