

Water-proof Type SPVQ3 Series

| Photo | Dimensions | Circuit Diagram | Packing Specifications | Soldering Conditions |

PRINT

Normal type: 300,000 cycles

| | | |
|---------------------------------------|---|------------------------|
| Part number | SPVQ370900 | |
| Poles | 1 | |
| Positions | 2 | |
| Changeover timing | Non shorting | |
| Operation part shape | Actuator A | |
| Terminal type | Right angle | |
| Operating force | 3N max. | |
| Main body form | Boss - right side | |
| Operating temperature range | -40°C to +85°C | |
| Rating (max.)/(min.) (Resistive load) | 0.1A 12V DC/50μA 5V DC | |
| Electrical performance | Contact resistance (Initial/After operating life) | 500mΩ max./1Ω max. |
| | Insulation resistance | 100MΩ min. 500V DC |
| | Voltage proof | 500V AC for 1 minute |
| Mechanical performance | Terminal strength | 3N for 1 minute |
| | Actuator strength | 20N |
| Durability | Operating life without load | 300,000 cycles 1Ω max. |
| | Operating life with load Rating (max.) (Resistive load) | 300,000 cycles 1Ω max. |
| Environmental performance | Cold | -40°C 500h |
| | Dry heat | 85°C 500h |
| | Damp heat | 60°C, 90 to 95%RH 500h |

| | | |
|---------------------------|--------|-------|
| Minimum order unit (pcs.) | Japan | 1,300 |
| | Export | 5,200 |


3D CAD (STEP)



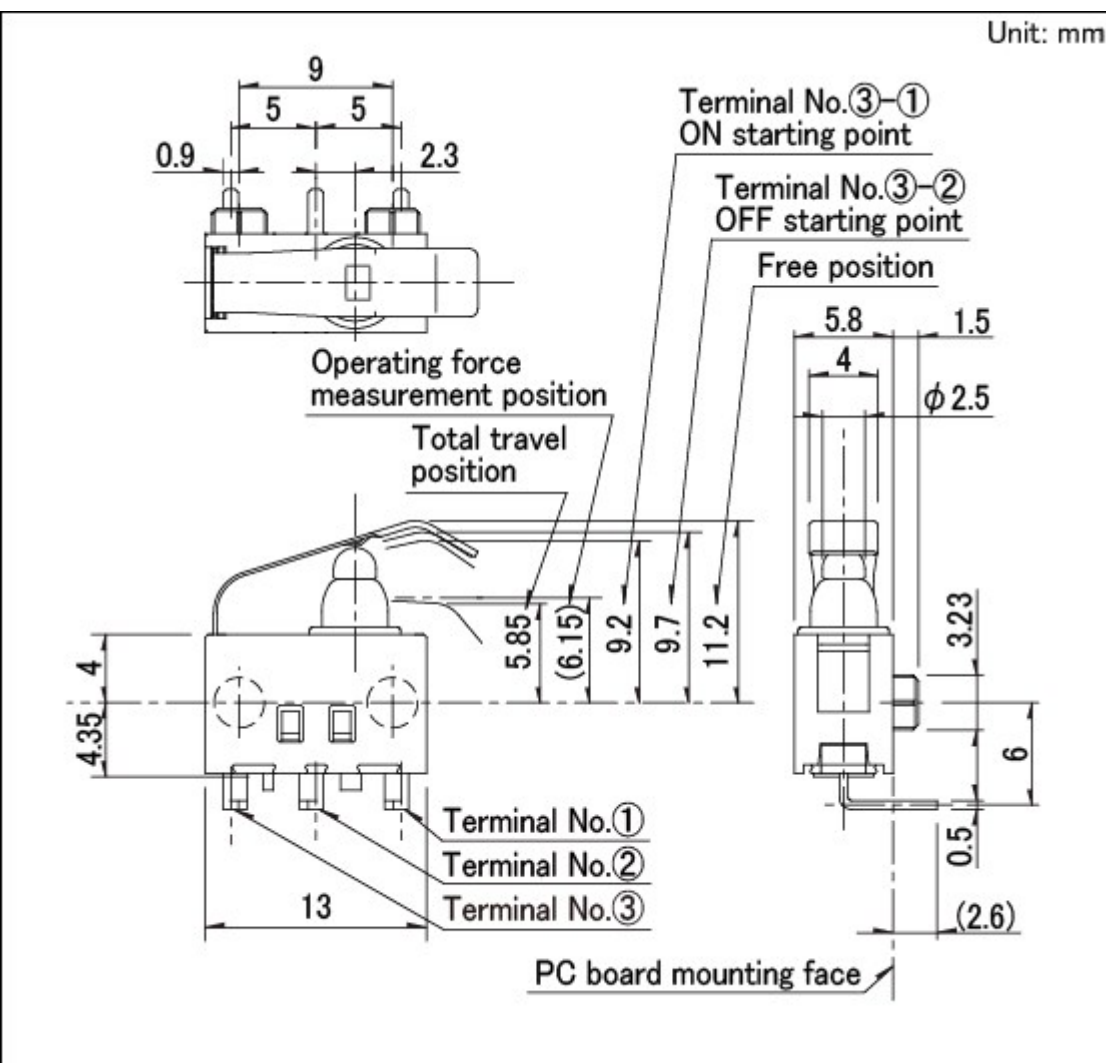
Certificate of Compliance to RoHS regulations



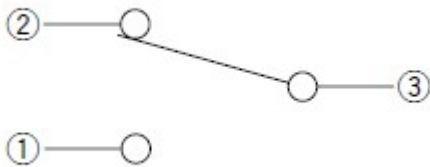
Photo



Dimensions



Circuit Diagram



Packing Specifications

Tray

| | | |
|---------------------------|----------------|-------|
| Number of packages (pcs.) | 1 case / Japan | 1,300 |
|---------------------------|----------------|-------|

| | | |
|--|-------------------------|-------|
| | 1 case / export packing | 5,200 |
|--|-------------------------|-------|

| | |
|----------------------------------|-------------|
| Export package measurements (mm) | 540×360×290 |
|----------------------------------|-------------|

Soldering Conditions

Reference for Hand Soldering

| | |
|-----------------------|----------|
| Soldering temperature | 300±10°C |
|-----------------------|----------|

| | |
|----------------|--------|
| Soldering time | 3+1/0s |
|----------------|--------|

Notes are common to this series/models.

1. This site catalog shows only outline specifications. When using the products, please obtain formal specifications for supply.
2. Unless specified, the length of the lead wire is 250mm. Color is either Red, Black or Yellow. For length modification, please contact us.
3. This unit cannot be used in water (IP67 rating, except for terminal).
4. Unless circuit is specified, wired (downward) types will apply three wires.
5. Please specify circuit (N. O. or N. C.) for wired (side) types. Unless specified, the circuit will apply N. O.
6. Please place purchase orders per minimum order unit (integer).
7. This products can be used in vehicles.
Although these products are designed to perform over a wide operating temperature range, please ensure that you receive and read the formal delivery specifications before use.

Inquiries about Products

[▶ Inquiry](#)

Mouser Electronics

Authorized Distributor

Click to View Pricing, Inventory, Delivery & Lifecycle Information:

[Alps Alpine:](#)

[SPVQ370900](#)