

M12 female recept. A-cod. front

PVC-wires 4x0.34 2m

Art.No.: 7000-13541-9010200

Weight: 0.059

Country of origin: DE

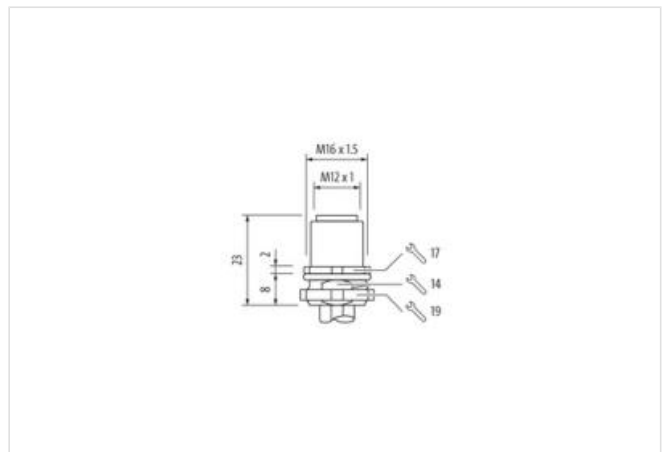
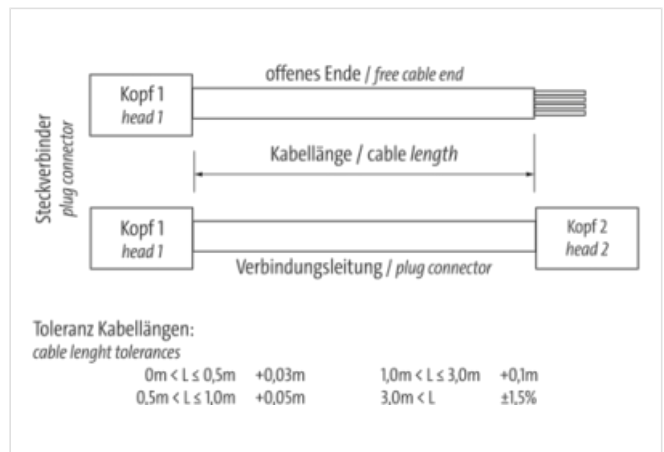
Model designation: MSBFV-T901_2.0

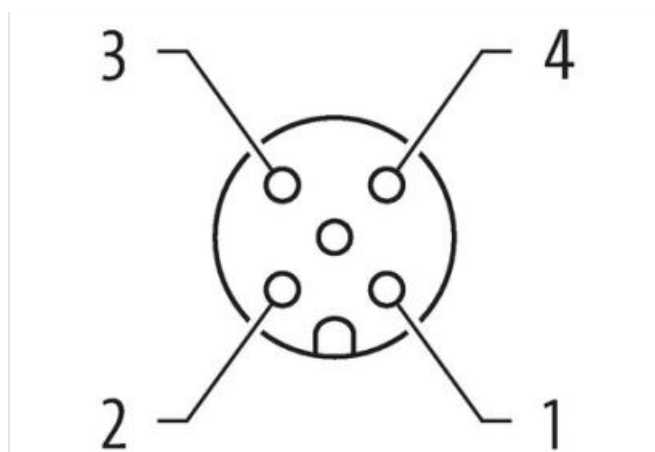
Flange female

M12, 4-pole

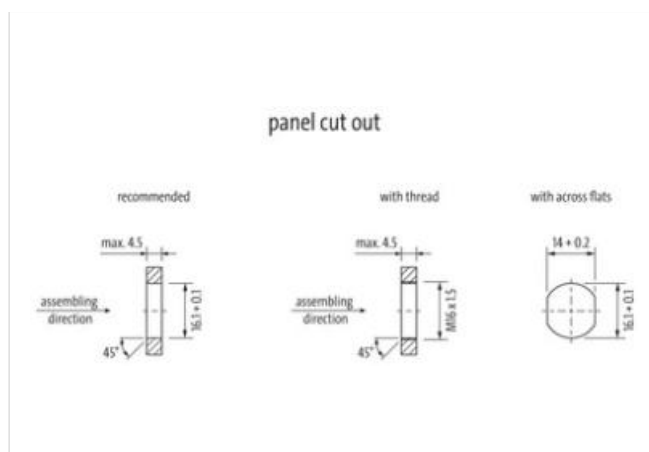
Front mounting

with multi-strand wire

[Link to Product](#)**Illustration**



Product may differ from Image



Cable length 2 m

Side 1

Tightening torque	0,6 Nm
Mounting method	inserted, screwed
Coating contact	gold plated
Family construction form	M12
Thread	M12 x 1
Coding	A
Material contact	Copper alloy
Material	Zinc die-casting
No. of poles	4
Degree of protection (EN IEC 60529)	IP67

Side 2

Coating contact gold plated

Commercial data

ECLASS-6.0	27279220
ECLASS-6.1	27279220
ECLASS-7.0	27440103
ECLASS-8.0	27440103
ECLASS-9.0	27440103
ECLASS-10.1	27440103
ECLASS-11.1	27440103
ECLASS-12.0	27440103
ETIM-5.0	EC001855
customs tariff number	85444290
GTIN	4048879626927
Packaging unit	1

Electrical data | Supply

Operating voltage AC max.	250 V
Operating voltage DC max.	250 V
Current operating per contact max.	4 A

Diagnostics

The information in this Product-PDF has been compiled with the utmost care.

Liability for the correctness completeness and topicality of the information is restricted to gross negligence. Version: 2024-12-13

Murrelektronik Inc. | 1327 Northbrook Parkway, Suite 460 | Suwanee, GA 30024 | Fon +1 770 497-9292 | Fax +1 770 497-9391 | shop@murrinc.com | shop.murrinc.com

Status indication LED no

Installation | Connection

Mounting set M16 x 1.5

Device protection | Electrical

Protection NEMA 3, 4, 6P
 Additional condition protection degree inserted, screwed
 Pollution Degree 3
 Rated surge voltage 2,5 kV
 Material group (IEC 60664-1) I

Mechanical data

Contour for corrugated hose without

Mechanical data | Material data

Coating housing nickel plated
 Coating locking vermessingt
 Coating of fitting nickel plated
 Material gasket FKM
 Locking material Zinc die-casting
 Material screw connection Zinc die-casting

Mechanical data | Mounting data

Mounting method Schraubgewinde
 Looking techniques Schraubgewinde

Environmental characteristics | Climatic

Operating temperature min. -25 °C
 Operating temperature max. 85 °C
 Additional condition temperature range depending on cable quality

Important installation notes

Note on strain relief Protect the connectors by suitable measures from mechanical loads, e.g. by the usage of cable ties.
 Note on bending radius **Attention:** Observe the permissible bending radii when laying cables, as the IP protection class can be endangered by excessive bending forces.

Conformity

Product standard DIN EN 61076-2-101 (M12)

Approvals

UL 50E yes

Installation | Cable

wire arrangement brown, white, blue, black
 Cable identification 901
 wire arrangement brown, white, blue, black
 Outer-diameter (jacket) 1,3 mm
 Tolerance outer diameter (sheath) ± 5 %
 Material wire insulation PVC
 Amount wires 4
 Conductor crosssection (wire) 0,34 mm²
 Min. operating temperature (static) -40 °C
 Max. operating temperature (fixed) 105 °C
 Operating temperature min. (dynamic) -5 °C
 Operating temperature max. (dynamic) 105 °C
 Flame resistance UL 1581 § 1100 FT2 | IEC 60332-2-2 | UL 1581 § 1090
 chemical resistance Good, application-related testing
 Gasoline resistance Good, application-related testing
 Oil resistance DIN EN 60811-404 | Good, application-related testing
 Bending radius (fixed) 5 x Outer diameter

Mouser Electronics

Authorized Distributor

Click to View Pricing, Inventory, Delivery & Lifecycle Information:

[Murrelektronik:](#)

[7000-13541-9010200](#)