



Circuit breaker 3VA6 UL Frame 150 breaking capacity class M 35kA @ 480V 3-pole, Line protection ETU320, LI, In=40A overload protection, 100% rated Ir=16A...40A Short-circuit protection Ii=1.5...12 x In without connection

Model	
product brand name	SETRON
product designation	Molded-case circuit breaker
product designation / according to UL file	MDAE
design of the product	System protection
design of the load switch / according to UL 489 / Heating, Air Conditioning, and Refrigeration circuit breaker (HACR Type)	Yes
design of the overcurrent release	ETU320
protection function of the overcurrent release	LI
number of poles	3
General technical data	
insulation voltage / rated value	800 V
operating voltage / at AC / rated value	690 V
power loss [W] / maximum	2.4 W
power loss [W] / for rated value of the current / at AC / in hot operating state / per pole	0.8 W
mechanical service life (operating cycles) / typical	25 000
electrical endurance (operating cycles) / at AC-1 / at 380/415 V	14 000
electrical endurance (operating cycles) / at AC-1 / at 690 V	9 800
electrical endurance (operating cycles) / at 480 V	14 000
electrical endurance (operating cycles) / at 600 V	9 800
product feature / for neutral conductors / upgradable/retrofitable / short-circuit and overload proof	No
ground-fault monitoring version	without
product function	
• communication function	No
• other measurement function	No
Net Weight	2.088 kg
Current	
marking / according to UL 489 / 100%-rated breaker	Yes
operational current	
• at 40 °C	40 A
• at 45 °C	40 A
• at 50 °C	40 A
• at 55 °C	40 A
• at 60 °C	40 A
• at 65 °C	40 A
• at 70 °C	40 A
Switching capacity according to IEC 60947	
switching capacity class of the circuit breaker	M
maximum short-circuit current breaking capacity (Icu)	

<ul style="list-style-type: none"> • at 240 V • at 415 V • at 690 V 	85 kA 55 kA 2.5 kA
operating short-circuit current breaking capacity (Ics)	
<ul style="list-style-type: none"> • at 240 V • at 415 V • at 690 V 	85 kA 55 kA 2.5 kA
short-circuit current making capacity (Icm)	
<ul style="list-style-type: none"> • at 240 V • at 415 V • at 690 V 	187 kA 121 kA 3.8 kA
Switching capacity according to UL 489	
current breaking capacity	
<ul style="list-style-type: none"> • at 240 V • at 480 V • at 600 V 	100 kA 35 kA 18 kA
Adjustable parameters	
adjustable response value setting current (I _r) / of the L-trip / with I _{2t} characteristic	
<ul style="list-style-type: none"> • minimum • maximum 	15 A 40 A
adjustable response value delay time (t _r) / for L-tripping / with I _{2t} characteristic	
<ul style="list-style-type: none"> • minimum • maximum 	0.5 s 17 s
adjustable response value setting current (I _i) / for I-tripping	
<ul style="list-style-type: none"> • minimum • maximum 	60 A 480 A
adjustable setting current (I _N) / for N-tripping	
<ul style="list-style-type: none"> • minimum • maximum 	0 A 0 A
adjustable current response value current / of instantaneous short-circuit trip unit	
<ul style="list-style-type: none"> • minimum • maximum 	60 A 480 A
product function / grounding protection	No
Mechanical Design	
product component	
<ul style="list-style-type: none"> • undervoltage release • voltage trigger • trip indicator 	No No No
height [in]	7.8 in
height	198 mm
width [in]	4.13 in
width	105 mm
depth [in]	3.39 in
depth	86 mm
Connections	
arrangement of electrical connectors / for main current circuit	Without connection
type of electrical connection / for main current circuit	Without
Auxiliary circuit	
number of CO contacts / for auxiliary contacts	0
Accessories	
product extension / optional / motor drive	Yes
Environmental conditions	
protection class IP / on the front	IP40
ambient temperature	
<ul style="list-style-type: none"> • during operation / minimum • during operation / maximum • during storage / minimum • during storage / maximum 	-25 °C 70 °C -40 °C 80 °C

Certificates	
reference code / according to IEC 81346-2	Q
certificate of suitability / as approval for NAVAL (no combat vessels) / supplement SB	Yes
General Product Approval	



[Confirmation](#)



[Miscellaneous](#)



EMC	Declaration of Conformity	Marine / Shipping	other
-----	---------------------------	-------------------	-------



[Miscellaneous](#)

other	Dangerous Good
-------	----------------

[Confirmation](#)

[Miscellaneous](#)

[Transport Information](#)

Further information

Siemens has decided to exit the Russian market (see here).

<https://press.siemens.com/global/en/pressrelease/siemens-wind-down-russian-business>

Siemens is working on the renewal of the current EAC certificates.

Please contact your local Siemens office on the status of validity of the EAC certification if you intend to import or offer to supply these products to an EAC relevant market (other than the sanctioned EAEU member states Russia or Belarus).

Information on the packaging

<https://support.industry.siemens.com/cs/ww/en/view/109813875>

Information- and Downloadcenter (Catalogs, Brochures,...)

<http://www.siemens.com/lowvoltage/catalogs>

Industry Mall (Online ordering system)

<https://mall.industry.siemens.com/mall/en/en/Catalog/product?mlfb=3VA6140-5HL31-2AA0>

Service&Support (Manuals, Certificates, Characteristics, FAQs,...)

<https://support.industry.siemens.com/cs/ww/en/ps/3VA6140-5HL31-2AA0>

Image database (product images, 2D dimension drawings, 3D models, device circuit diagrams, ...)

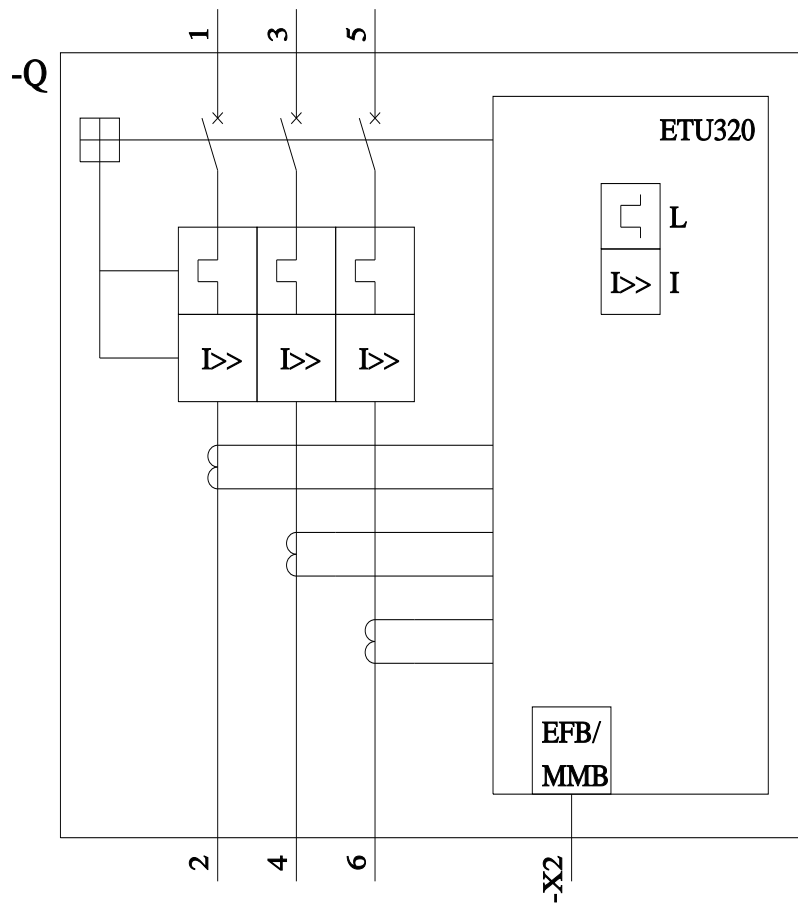
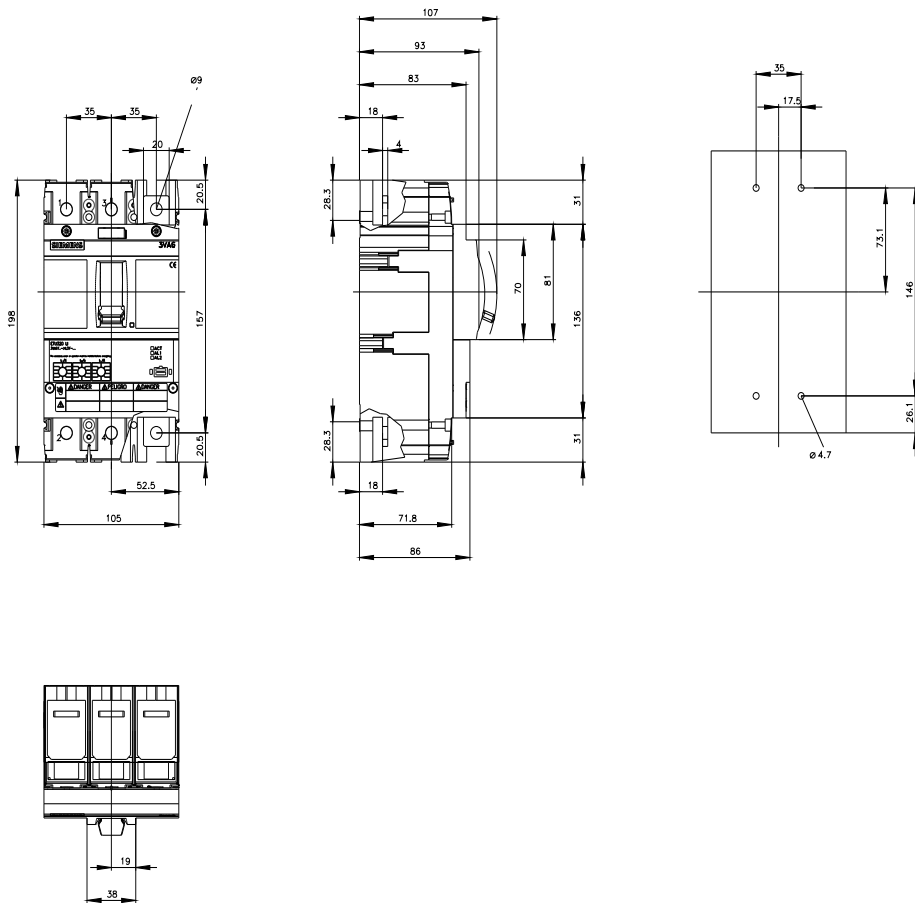
http://www.automation.siemens.com/bilddb/cax_en.aspx?mlfb=3VA6140-5HL31-2AA0

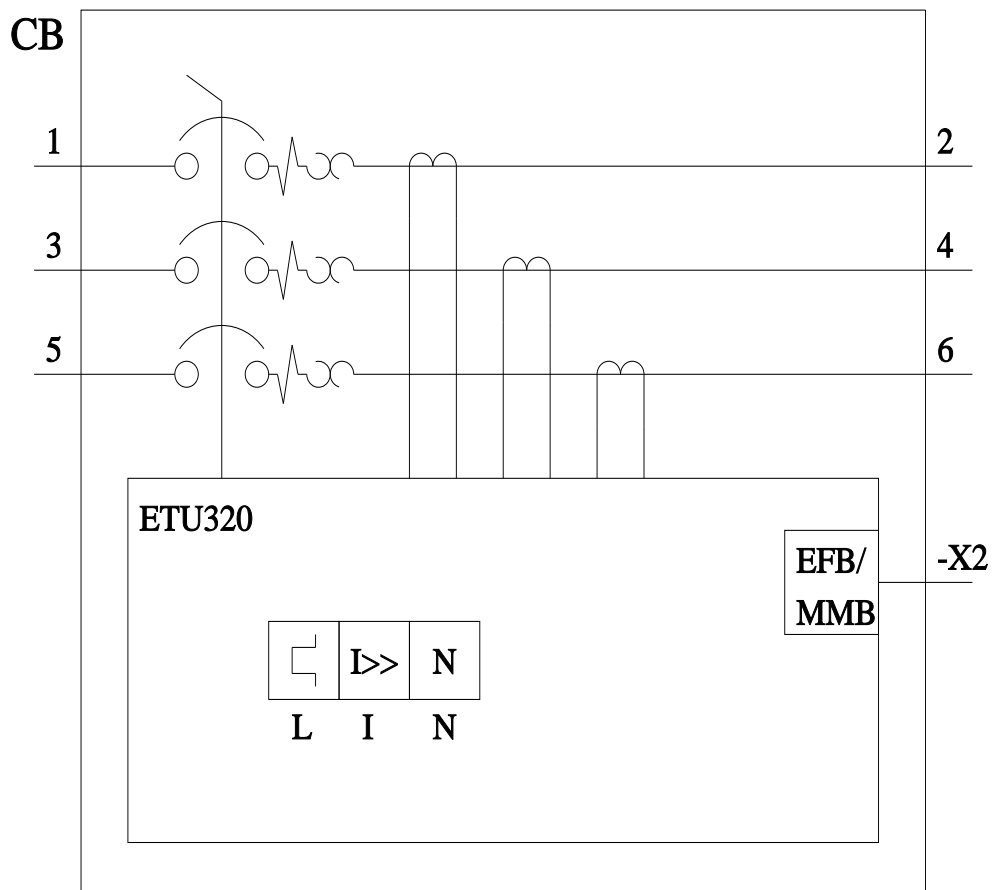
CAX-Online-Generator

<http://www.siemens.com/cax>

Tender specifications

<http://www.siemens.com/specifications>





last modified:

8/14/2023

Mouser Electronics

Authorized Distributor

Click to View Pricing, Inventory, Delivery & Lifecycle Information:

Siemens:

[3VA61405HL312AA0](#)