



Auxiliary switch block, for 3TB52...3TB56, 3TC52, 3TC56, left

product designation	Auxiliary switch left
suitability for use	Contactor relay and power contactor
General technical data	
size of contactor	8 ... 12
insulation voltage with degree of pollution 3 at AC rated value	690 V
surge voltage resistance rated value	6 kV
protection class IP on the front	IP20
mechanical service life (operating cycles) typical	10 000 000
Substance Prohibitance (Date)	07/01/2006
number of NC contacts for auxiliary contacts	
• instantaneous contact	1
• lagging switching	0
number of NO contacts for auxiliary contacts	
• instantaneous contact	1
• leading contact	0
number of CO contacts of auxiliary contacts instantaneous contact	0
operational current of auxiliary contacts at AC-12	
• at 24 V	10 A
• at 230 V	10 A
operational current of auxiliary contacts at AC-14	
• at 125 V	10 A
operational current of auxiliary contacts at AC-12 maximum	10 A
operational current of auxiliary contacts at AC-15	
• at 24 V	10 A
• at 230 V	5.6 A
• at 400 V	3.6 A
operational current of auxiliary contacts at DC-12	
• at 24 V	10 A
• at 110 V	8 A
• at 220 V	2 A
operational current of auxiliary contacts at DC-13	
• at 24 V	10 A
• at 48 V	5 A
• at 60 V	5 A
• at 110 V	2.4 A
• at 125 V	2.1 A
• at 220 V	1.1 A
Ambient conditions	
ambient temperature	

- during operation -25 ... +55 °C
- during storage -55 ... +80 °C

Safety related data

product function

- positively driven operation according to IEC 60947-5-1 Yes

Installation/ mounting/ dimensions

fastening method	snap-on mounting
height	81 mm
width	14 mm
depth	72.5 mm

Connections/ Terminals

type of electrical connection for auxiliary and control circuit	screw-type terminals
connectable conductor cross-section for auxiliary contacts	
• solid or stranded	0.5 ... 2.5 mm²
• finely stranded with core end processing	0.5 ... 2.5 mm²
type of connectable conductor cross-sections	
• for auxiliary contacts	
— solid or stranded	2x (0.5 ... 1.0 mm²), 2x (1.0 ... 2.5 mm²)
— finely stranded with core end processing	2x (0.5 ... 1.0 mm²), 2x (0.75 ... 2.5 mm²)
• for AWG cables for auxiliary contacts	2x (18 ... 12)
AWG number as coded connectable conductor cross section for auxiliary contacts	18 ... 12

Approvals Certificates

General Product Approval

Declaration of Con- formity



[Confirmation](#)



Declaration of Con- formity

other



[Confirmation](#)

Further information

Siemens has decided to exit the Russian market (see here).

<https://press.siemens.com/global/en/pressrelease/siemens-wind-down-russian-business>

Siemens is working on the renewal of the current EAC certificates.

Please contact your local Siemens office on the status of validity of the EAC certification if you intend to import or offer to supply these products to an EAC relevant market (other than the sanctioned EAEU member states Russia or Belarus).

Information on the packaging

<https://support.industry.siemens.com/cs/ww/en/view/109813875>

Information- and Downloadcenter (Catalogs, Brochures,...)

<https://www.siemens.com/ic10>

Industry Mall (Online ordering system)

<https://mall.industry.siemens.com/mall/en/en/Catalog/product?mlfb=3TY6561-1A>

Cax online generator

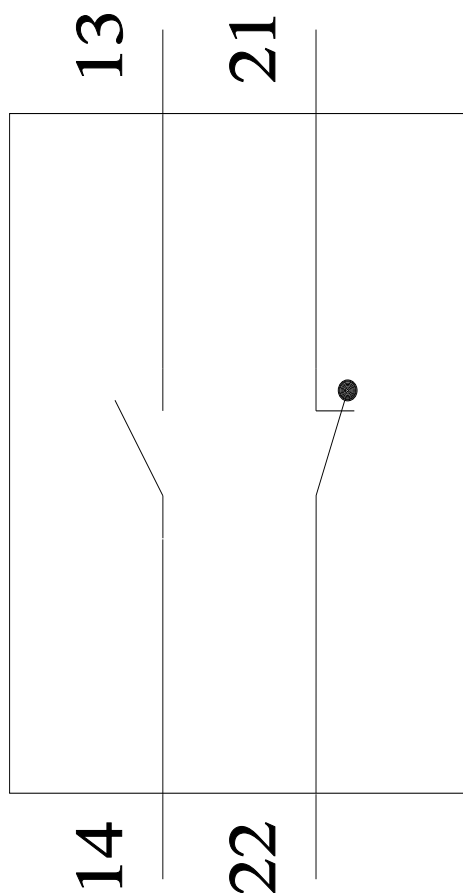
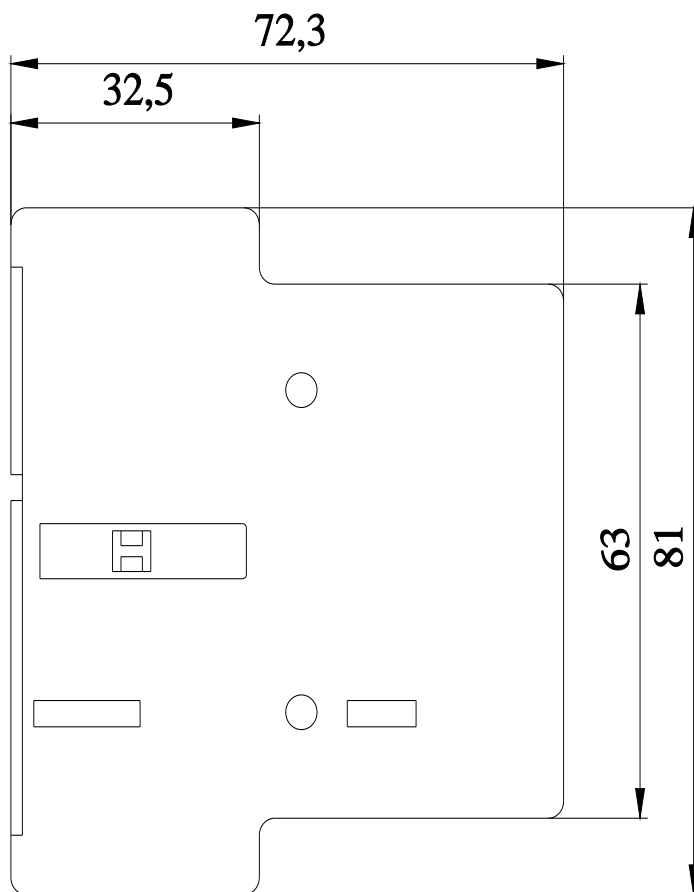
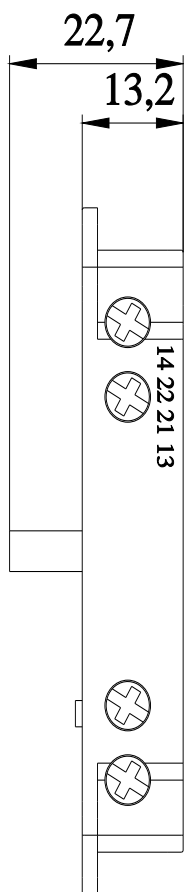
<http://support.automation.siemens.com/VW/CAXorder/default.aspx?lang=en&mlfb=3TY6561-1A>

Service&Support (Manuals, Certificates, Characteristics, FAQs,...)

<https://support.industry.siemens.com/cs/ww/en/ps/3TY6561-1A>

Image database (product images, 2D dimension drawings, 3D models, device circuit diagrams, EPLAN macros, ...)

http://www.automation.siemens.com/bilddb/cax_de.aspx?mlfb=3TY6561-1A&lang=en



Mouser Electronics

Authorized Distributor

Click to View Pricing, Inventory, Delivery & Lifecycle Information:

Siemens:

3TY65611A