



Contactor, Size 4, 2-pole, DC-3 and 5, 75 A Auxiliary switch 22 (2 NO + 2 NC) 24 V DC DC operation

product designation	Contactor
product type designation	3TC
<b>General technical data</b>	
size of contactor	4
product extension	
• function module for communication	No
• auxiliary switch	Yes
insulation voltage rated value	800 V
maximum permissible voltage for protective separation between coil and main contacts according to EN 60947-1	300 V
shock resistance at rectangular impulse	
• at DC	10g / 5 ms, 5g / 10 ms
mechanical service life (operating cycles)	
• of contactor typical	10 000 000
• of the contactor with added auxiliary switch block typical	10 000 000
reference code according to IEC 81346-2	Q
Substance Prohibitance (Date)	03/01/2017
<b>Ambient conditions</b>	
ambient temperature	
• during operation	-25 ... +55 °C
• during storage	-50 ... +80 °C
relative humidity minimum	10 %
relative humidity at 55 °C according to IEC 60068-2-30 maximum	95 %
<b>Main circuit</b>	
number of poles	2
number of poles for main current circuit	2
number of NO contacts for main contacts	2
number of NC contacts for main contacts	0
type of voltage	DC
operational current	
• at 1 current path at DC-1	
— at 24 V rated value	75 A
— at 110 V rated value	75 A
— at 220 V rated value	75 A
• with 2 current paths in series at DC-1	
— at 24 V rated value	75 A
— at 110 V rated value	75 A
— at 220 V rated value	75 A
— at 440 V rated value	75 A
— at 600 V rated value	75 A

— at 750 V rated value	75 A
● <b>at 1 current path at DC-3 at DC-5</b>	
— at 24 V rated value	75 A
— at 110 V rated value	75 A
— at 220 V rated value	75 A
● <b>with 2 current paths in series at DC-3 at DC-5</b>	
— at 24 V rated value	75 A
— at 110 V rated value	75 A
— at 220 V rated value	75 A
— at 440 V rated value	75 A
— at 600 V rated value	75 A
— at 750 V rated value	75 A
<b>operating power</b>	
● at DC-1	
— at 110 V rated value	8.2 kW
— at 220 V rated value	16.5 kW
— at 440 V rated value	33 kW
— at 750 V rated value	56 kW
● at DC-3 at DC-5	
— at 110 V rated value	6.5 kW
— at 220 V rated value	13 kW
— at 440 V rated value	27 kW
— at 600 V rated value	38 kW
— at 750 V rated value	45 kW
<b>operating frequency</b>	
● at DC-1 maximum	1 000 1/h
● at DC-3 maximum	600 1/h
● at DC-5 maximum	600 1/h
<b>Control circuit/ Control</b>	
<b>type of voltage of the control supply voltage</b>	DC
<b>control supply voltage at DC</b>	
● rated value	24 V
<b>closing power of magnet coil at DC</b>	19 W
<b>holding power of magnet coil at DC</b>	19 W
closing delay at DC	90 ... 380 ms
opening delay at DC	17 ... 28 ms
<b>arcing time</b>	20 ... 30 ms
<b>Auxiliary circuit</b>	
<b>number of NC contacts for auxiliary contacts</b>	2
● instantaneous contact	2
<b>number of NO contacts for auxiliary contacts</b>	2
● instantaneous contact	2
number of CO contacts for auxiliary contacts	0
<b>identification number and letter for switching elements</b>	22
operational current at AC-12 maximum	10 A
<b>operational current at AC-15</b>	
● at 230 V rated value	5.6 A
● at 400 V rated value	3.6 A
● at 500 V rated value	2.5 A
<b>operational current at DC-12</b>	
● at 24 V rated value	10 A
● at 48 V rated value	10 A
● at 60 V rated value	10 A
● at 110 V rated value	3.2 A
● at 125 V rated value	2.5 A
● at 220 V rated value	0.9 A
● at 600 V rated value	0.22 A
<b>operational current at DC-13</b>	
● at 24 V rated value	10 A
● at 48 V rated value	5 A
● at 60 V rated value	5 A

<ul style="list-style-type: none"> <li>• at 110 V rated value</li> <li>• at 125 V rated value</li> <li>• at 220 V rated value</li> <li>• at 600 V rated value</li> </ul>	1.14 A 0.98 A 0.48 A 0.07 A
<b>UL/CSA ratings</b>	
<b>contact rating of auxiliary contacts according to UL</b>	A600 / P600
<b>Short-circuit protection</b>	
<b>design of the fuse link</b> <ul style="list-style-type: none"> <li>• for short-circuit protection of the main circuit <ul style="list-style-type: none"> <li>— with type of coordination 1 required</li> <li>— with type of assignment 2 required</li> </ul> </li> <li>• for short-circuit protection of the auxiliary switch required</li> </ul>	2 x 3NA31 (160 A) in series (750 V, 5 kA) 2 x 3NA31 (63 A) in series (750 V, 5 kA) gG: 16 A (500 V, 1 kA)
<b>Installation/ mounting/ dimensions</b>	
<b>mounting position</b>	+/-22,5° rotation possible on vertical mounting surface; can be tilted forward and backward by +/- 22.5° on vertical mounting surface; standing, on horizontal mounting surface
<b>fastening method</b> <ul style="list-style-type: none"> <li>• side-by-side mounting</li> </ul>	screw fixing Yes
<b>height</b>	177.5 mm
<b>width</b>	100 mm
<b>depth</b>	184 mm
<b>required spacing</b> <ul style="list-style-type: none"> <li>• with side-by-side mounting <ul style="list-style-type: none"> <li>— forwards</li> <li>— backwards</li> <li>— upwards</li> <li>— downwards</li> <li>— at the side</li> </ul> </li> <li>• for grounded parts <ul style="list-style-type: none"> <li>— forwards</li> <li>— backwards</li> <li>— upwards</li> <li>— at the side</li> <li>— downwards</li> </ul> </li> <li>• for live parts <ul style="list-style-type: none"> <li>— forwards</li> <li>— backwards</li> <li>— upwards</li> <li>— downwards</li> <li>— at the side</li> </ul> </li> </ul>	20 mm 0 mm 10 mm 10 mm 10 mm 55 mm 0 mm 10 mm 10 mm 10 mm 55 mm 0 mm 10 mm 10 mm 10 mm
<b>Connections/ Terminals</b>	
<b>type of electrical connection</b> <ul style="list-style-type: none"> <li>• for main current circuit</li> <li>• for auxiliary and control circuit</li> </ul>	screw-type terminals screw-type terminals screw-type terminals
<b>type of connectable conductor cross-sections</b> <ul style="list-style-type: none"> <li>• for auxiliary contacts <ul style="list-style-type: none"> <li>— solid or stranded</li> <li>— finely stranded with core end processing</li> </ul> </li> </ul>	2x (1 ... 2.5 mm²) 2x (0.75 ... 1.5 mm²)
<b>Safety related data</b>	
product function mirror contact according to IEC 60947-4-1	Yes
<b>protection class IP on the front according to IEC 60529</b>	IP00; IP20 with box terminal/cover
<b>touch protection on the front according to IEC 60529</b>	finger-safe, for vertical contact from the front with cover
<b>Certificates/ approvals</b>	
General Product Approval	Functional Safety/Safety of Machinery



[Confirmation](#)



[Type Examination Certificate](#)

Functional Safety/Safety of Machinery	Declaration of Conformity	Test Certificates
---------------------------------------	---------------------------	-------------------

[Type Examination Certificate](#)



[Special Test Certificate](#)

[Miscellaneous](#)

[Type Test Certificates/Test Report](#)

other	Dangerous Good
-------	----------------

[Confirmation](#)

[Transport Information](#)

#### Further information

Siemens has decided to exit the Russian market (see here).

<https://press.siemens.com/global/en/pressrelease/siemens-wind-down-russian-business>

Siemens is working on the renewal of the current EAC certificates.

Please contact your local Siemens office on the status of validity of the EAC certification if you intend to import or offer to supply these products to an EAC relevant market (other than the sanctioned EAEU member states Russia or Belarus).

Information on the packaging

<https://support.industry.siemens.com/cs/ww/en/view/109813875>

Information- and Downloadcenter (Catalogs, Brochures,...)

<https://www.siemens.com/ic10>

Industry Mall (Online ordering system)

<https://mall.industry.siemens.com/mall/en/en/Catalog/product?mlfb=3TC4817-0AB4>

Cax online generator

<http://support.automation.siemens.com/WW/CAXorder/default.aspx?lang=en&mlfb=3TC4817-0AB4>

Service&Support (Manuals, Certificates, Characteristics, FAQs,...)

<https://support.industry.siemens.com/cs/ww/en/ps/3TC4817-0AB4>

Image database (product images, 2D dimension drawings, 3D models, device circuit diagrams, EPLAN macros, ...)

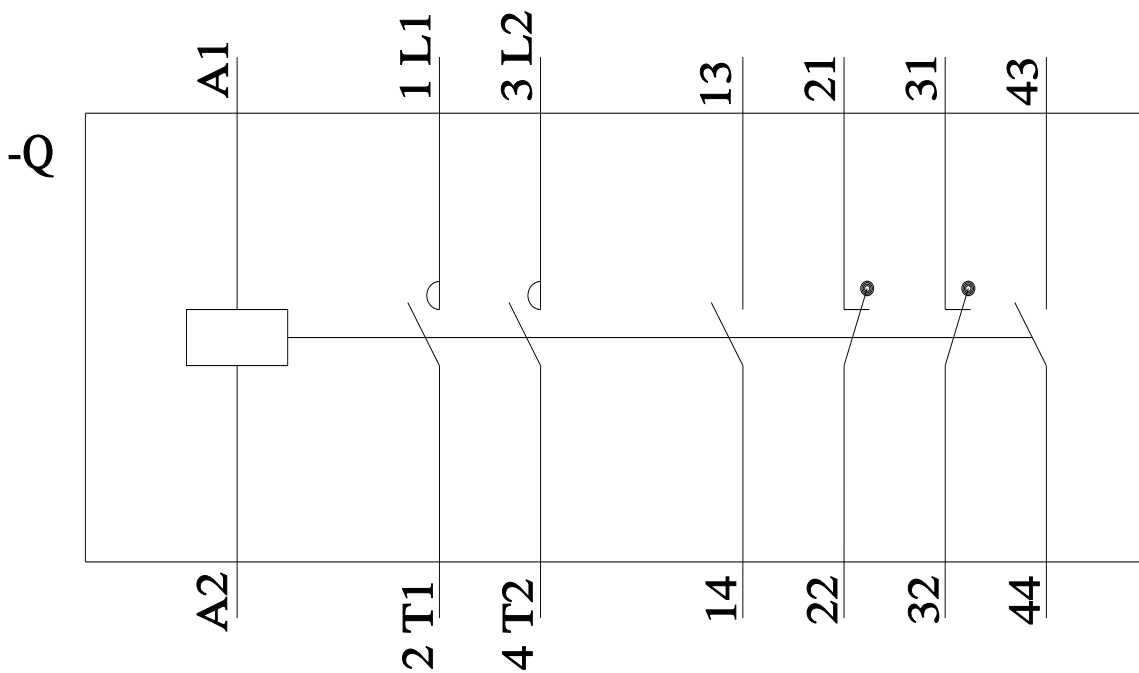
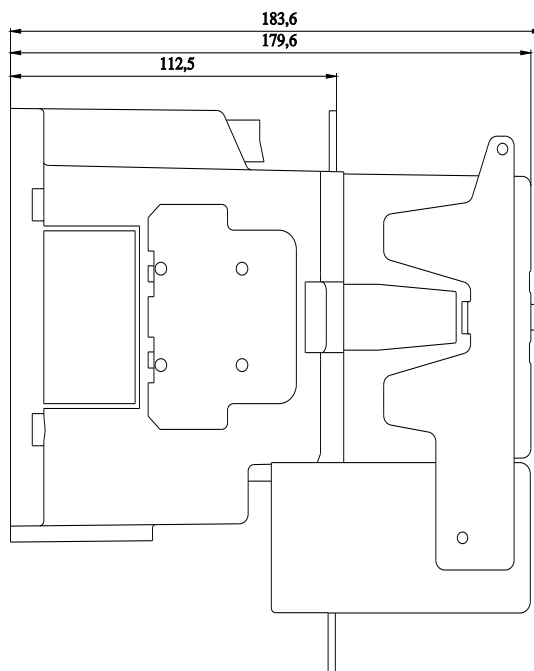

[http://www.automation.siemens.com/bilddb/cax\\_de.aspx?mlfb=3TC4817-0AB4&lang=en](http://www.automation.siemens.com/bilddb/cax_de.aspx?mlfb=3TC4817-0AB4&lang=en)

Characteristic: Tripping characteristics, I<sup>2</sup>t, Let-through current

<https://support.industry.siemens.com/cs/ww/en/ps/3TC4817-0AB4/char>

Further characteristics (e.g. electrical endurance, switching frequency)

<http://www.automation.siemens.com/bilddb/index.aspx?view=Search&mlfb=3TC4817-0AB4&objecttype=14&gridview=view1>





# Mouser Electronics

Authorized Distributor

Click to View Pricing, Inventory, Delivery & Lifecycle Information:

Siemens:

3TC48170AB4