



Contactor, Size 2, 2-pole, DC-3 and 5, 32 A Auxiliary contacts 22 (2 NO + 2 NC) 24 V AC 60 Hz/20 V AC 50 Hz AC operation

product designation	Contactor
product type designation	3TC
General technical data	
size of contactor	2
product extension	
• function module for communication	No
• auxiliary switch	Yes
insulation voltage rated value	800 V
maximum permissible voltage for protective separation between coil and main contacts according to EN 60947-1	300 V
shock resistance at rectangular impulse	
• at AC	7,5g / 5 ms, 3,4g / 10 ms
mechanical service life (operating cycles)	
• of contactor typical	10 000 000
• of the contactor with added auxiliary switch block typical	10 000 000
reference code according to IEC 81346-2	Q
Substance Prohibition (Date)	02/01/2012
Ambient conditions	
ambient temperature	
• during operation	-25 ... +55 °C
• during storage	-50 ... +80 °C
relative humidity minimum	10 %
relative humidity at 55 °C according to IEC 60068-2-30 maximum	95 %
Main circuit	
number of poles	2
number of poles for main current circuit	2
number of NO contacts for main contacts	2
number of NC contacts for main contacts	0
type of voltage	DC
operational current	
• at 1 current path at DC-1	
— at 24 V rated value	32 A
— at 110 V rated value	32 A
— at 220 V rated value	32 A
• with 2 current paths in series at DC-1	
— at 24 V rated value	32 A
— at 110 V rated value	32 A
— at 220 V rated value	32 A
— at 440 V rated value	32 A
— at 600 V rated value	32 A

— at 750 V rated value	32 A
● at 1 current path at DC-3 at DC-5	
— at 24 V rated value	32 A
— at 110 V rated value	32 A
— at 220 V rated value	32 A
● with 2 current paths in series at DC-3 at DC-5	
— at 24 V rated value	32 A
— at 110 V rated value	32 A
— at 220 V rated value	32 A
— at 440 V rated value	29 A
— at 600 V rated value	21 A
— at 750 V rated value	7.5 A
operating power	
● at DC-1	
— at 110 V rated value	3.5 kW
— at 220 V rated value	7 kW
— at 440 V rated value	14 kW
— at 750 V rated value	24 kW
● at DC-3 at DC-5	
— at 110 V rated value	2.5 kW
— at 220 V rated value	5 kW
— at 440 V rated value	9 kW
— at 600 V rated value	9 kW
— at 750 V rated value	4 kW
operating frequency	
● at DC-1 maximum	1 500 1/h
● at DC-3 maximum	750 1/h
● at DC-5 maximum	750 1/h
Control circuit/ Control	
type of voltage of the control supply voltage	AC
control supply voltage at AC	
● at 50 Hz rated value	20 V
● at 60 Hz rated value	24 V
operating range factor control supply voltage rated value of magnet coil at AC	
● at 60 Hz	0.8 ... 1.1
apparent pick-up power of magnet coil at AC	95 VA
● at 50 Hz	68 VA
● at 60 Hz	95 VA
inductive power factor with closing power of the coil	0.79
● at 50 Hz	0.86
● at 60 Hz	0.79
apparent holding power of magnet coil at AC	12 VA
● at 50 Hz	10 VA
● at 60 Hz	12 VA
inductive power factor with the holding power of the coil	0.3
● at 50 Hz	0.29
● at 60 Hz	0.3
arcing time	20 ... 30 ms
Auxiliary circuit	
number of NC contacts for auxiliary contacts	2
● instantaneous contact	2
number of NO contacts for auxiliary contacts	2
● instantaneous contact	2
number of CO contacts for auxiliary contacts	0
identification number and letter for switching elements	22
operational current at AC-12 maximum	10 A
operational current at AC-15	
● at 230 V rated value	5.6 A
● at 400 V rated value	3.6 A
● at 500 V rated value	2.5 A

operational current at DC-12	
<ul style="list-style-type: none"> ● at 24 V rated value ● at 48 V rated value ● at 60 V rated value ● at 110 V rated value ● at 125 V rated value ● at 220 V rated value ● at 600 V rated value 	10 A 10 A 10 A 3.2 A 2.5 A 0.9 A 0.22 A
operational current at DC-13	
<ul style="list-style-type: none"> ● at 24 V rated value ● at 48 V rated value ● at 60 V rated value ● at 110 V rated value ● at 125 V rated value ● at 220 V rated value ● at 600 V rated value 	10 A 5 A 5 A 1.14 A 0.98 A 0.48 A 0.07 A
UL/CSA ratings	
contact rating of auxiliary contacts according to UL	A600 / P600
Short-circuit protection	
design of the fuse link	
<ul style="list-style-type: none"> ● for short-circuit protection of the main circuit <ul style="list-style-type: none"> — with type of coordination 1 required — with type of assignment 2 required ● for short-circuit protection of the auxiliary switch required 	2 x 3NA3020 (50 A) in series (750 V, 3 kA) 2 x 3NA3020 (50 A) in series (750 V, 3 kA) gG: 16 A (500 V, 1 kA)
Installation/ mounting/ dimensions	
mounting position	+/-22,5° rotation possible on vertical mounting surface; can be tilted forward and backward by +/- 22.5° on vertical mounting surface; standing, on horizontal mounting surface
fastening method	screw and snap-on mounting onto 35 mm DIN rail according to DIN EN 50022
<ul style="list-style-type: none"> ● side-by-side mounting 	Yes
height	85 mm
width	70 mm
depth	104 mm
required spacing	
<ul style="list-style-type: none"> ● with side-by-side mounting <ul style="list-style-type: none"> — forwards — backwards — upwards — downwards — at the side ● for grounded parts <ul style="list-style-type: none"> — forwards — backwards — upwards — at the side — downwards ● for live parts <ul style="list-style-type: none"> — forwards — backwards — upwards — downwards — at the side 	15 mm 0 mm 10 mm 10 mm 10 mm 30 mm 0 mm 10 mm 10 mm 10 mm 30 mm 0 mm 10 mm 10 mm 10 mm
Connections/ Terminals	
type of electrical connection	screw-type terminals
<ul style="list-style-type: none"> ● for main current circuit ● for auxiliary and control circuit 	screw-type terminals screw-type terminals
type of connectable conductor cross-sections for main contacts	
<ul style="list-style-type: none"> ● solid or stranded ● finely stranded with core end processing 	2x (2,5 ... 10 mm ²) 2x (1.5 ... 4 mm ²)
type of connectable conductor cross-sections	
<ul style="list-style-type: none"> ● for auxiliary contacts 	

— solid or stranded	2x (1 ... 2.5 mm ²)
— finely stranded with core end processing	2x (0.75 ... 1.5 mm ²)

Safety related data

product function mirror contact according to IEC 60947-4-1	Yes; One NC contact each must be connected in series for the right and left auxiliary switch block respectively
protection class IP on the front according to IEC 60529	IP00

Certificates/ approvals

General Product Approval	Functional Safety/Safety of Machinery
--------------------------	---------------------------------------



[Confirmation](#)



[Type Examination Certificate](#)

Functional Safety/Safety of Machinery	Declaration of Conformity	Test Certificates
---------------------------------------	---------------------------	-------------------

[Type Examination Certificate](#)



[Miscellaneous](#)

[Special Test Certificate](#)

[Type Test Certificates/Test Report](#)

other	Dangerous Good
-------	----------------

[Confirmation](#)

[Transport Information](#)

Further information

Siemens has decided to exit the Russian market (see here).
<https://press.siemens.com/global/en/pressrelease/siemens-wind-down-russian-business>

Siemens is working on the renewal of the current EAC certificates.
 Please contact your local Siemens office on the status of validity of the EAC certification if you intend to import or offer to supply these products to an EAC relevant market (other than the sanctioned EAEU member states Russia or Belarus).

Information on the packaging
<https://support.industry.siemens.com/cs/ww/en/view/109813875>

Information- and Downloadcenter (Catalogs, Brochures,...)
<https://www.siemens.com/ic10>

Industry Mall (Online ordering system)
<https://mall.industry.siemens.com/mall/en/en/Catalog/product?mlfb=3TC4417-0BC1>

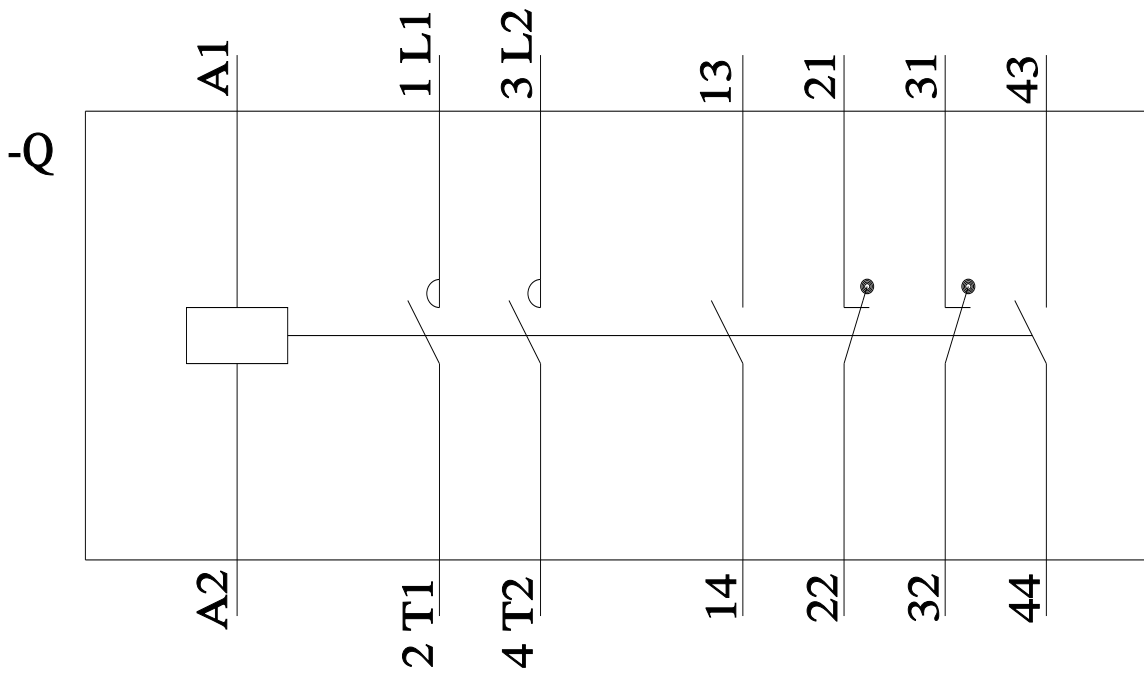
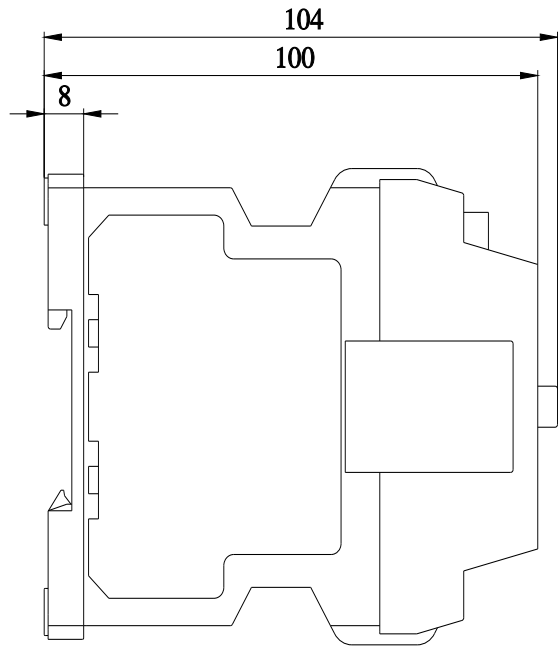
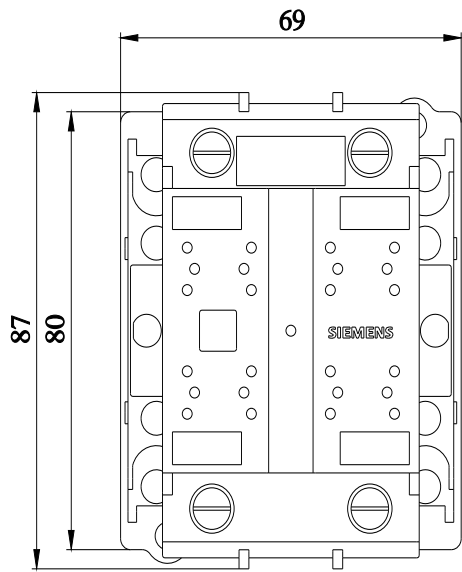
Cax online generator
<http://support.automation.siemens.com/WW/CAXorder/default.aspx?lang=en&mlfb=3TC4417-0BC1>

Service&Support (Manuals, Certificates, Characteristics, FAQs,...)
<https://support.industry.siemens.com/cs/ww/en/ps/3TC4417-0BC1>

Image database (product images, 2D dimension drawings, 3D models, device circuit diagrams, EPLAN macros, ...)
http://www.automation.siemens.com/bilddb/cax_de.aspx?mlfb=3TC4417-0BC1&lang=en

Characteristic: Tripping characteristics, I_t, Let-through current
<https://support.industry.siemens.com/cs/ww/en/ps/3TC4417-0BC1/char>

Further characteristics (e.g. electrical endurance, switching frequency)
<http://www.automation.siemens.com/bilddb/index.aspx?view=Search&mlfb=3TC4417-0BC1&objectype=14&gridview=view1>



Mouser Electronics

Authorized Distributor

Click to View Pricing, Inventory, Delivery & Lifecycle Information:

Siemens:

[3TC44170BC1](#)