



Base unit (BU30-MS2) For ET 200SP motor starter With infeed 500 V Incl. infeed bus cover

product brand name	SIMATIC
product category	Accessories
product designation	BaseUnit
design of the product	For AC feed in
product type designation	ET 200SP
<b>General technical data</b>	
insulation voltage rated value	500 V
degree of pollution	2
surge voltage resistance rated value	6 kV
maximum permissible voltage for protective separation <ul style="list-style-type: none"> <li>• between main and auxiliary circuit</li> </ul>	500 V
shock resistance	6g / 11 ms
vibration resistance	15 mm to 6 Hz; 2g to 500 Hz
reference code according to IEC 81346-2	Q
Substance Prohibitance (Date)	04/15/2016
SVHC substance name	Lead monoxide (lead oxide) - 1317-36-8
Weight	0.224 kg
<b>Electrical Safety</b>	
protection class IP on the front according to IEC 60529	IP20
touch protection on the front according to IEC 60529	finger-safe
<b>Main circuit</b>	
number of poles for main current circuit	3
type of voltage of the operating voltage	AC
operating voltage rated value maximum	500 V
operating voltage of AC supply	500 V
operational current at AC at 400 V rated value	32 A; Derating, see Manual
<b>Inputs/ Outputs</b>	
number of digital inputs	0
<b>Supply voltage</b>	
type of voltage of the supply voltage	DC
supply voltage 1 at DC rated value <ul style="list-style-type: none"> <li>• minimum permissible</li> <li>• maximum permissible</li> </ul>	24 V 20.4 V 28.8 V
ampacity maximum	7 A
<b>Installation/ mounting/ dimensions</b>	
mounting position	vertical, horizontal
fastening method	DIN rail
height	215 mm
width	30 mm
depth	75 mm

required spacing with side-by-side mounting	
<ul style="list-style-type: none"> <li>• upwards</li> <li>• downwards</li> </ul>	50 mm 50 mm
<b>Ambient conditions</b>	
installation altitude at height above sea level maximum	4 000 m; For derating see manual
<b>ambient temperature</b>	
<ul style="list-style-type: none"> <li>• during operation</li> <li>• during storage</li> <li>• during transport</li> </ul>	-25 ... +60 °C; For derating see manual -40 ... +70 °C -40 ... +70 °C
environmental category during operation according to IEC 60721	3K6 (no formation of ice, no condensation), 3C3 (no salt mist), 3S2 (sand must not get into the devices)
relative humidity during operation	10 ... 95 %
air pressure according to SN 31205	900 ... 1 060 hPa

<b>Connections/ Terminals</b>	
<b>type of electrical connection</b>	
<ul style="list-style-type: none"> <li>• for main current circuit</li> <li>• for auxiliary and control circuit</li> </ul>	spring-loaded terminals (push-in) spring-loaded terminals (push-in)
<b>type of connecting terminal</b>	Push-in terminal
<b>type of connectable conductor cross-sections for supply</b>	
<ul style="list-style-type: none"> <li>• solid</li> <li>• finely stranded without core end processing</li> <li>• finely stranded with core end processing</li> </ul>	1x 1 ... 6 mm <sup>2</sup> 1x 1 ... 6 mm <sup>2</sup> 1x 1 ... 6 mm <sup>2</sup>
<b>type of connectable conductor cross-sections</b>	
<ul style="list-style-type: none"> <li>• for AWG cables for supply</li> </ul>	1x 18 ... 10
<b>type of connectable conductor cross-sections for load-side outgoing feeder</b>	
<ul style="list-style-type: none"> <li>• solid</li> <li>• finely stranded without core end processing</li> <li>• finely stranded with core end processing</li> </ul>	1x 0,5 ... 2,5 mm <sup>2</sup> 1x 0,5 ... 2,5 mm <sup>2</sup> 1x 0,5 ... 2,5 mm <sup>2</sup>
<b>type of connectable conductor cross-sections for AWG cables for load-side outgoing feeder</b>	1x 20 ... 12
<b>shape of the screwdriver tip</b>	Slot
<b>size of the screwdriver tip</b>	Standard screwdriver 0.6 mm x 3.5 mm

<b>Approvals Certificates</b>	
General Product Approval	Test Certificates



[Confirmation](#)



[Type Test Certificates/Test Report](#)

Marine / Shipping	other	Environment
-------------------	-------	-------------



[Confirmation](#)

[Environmental Confirmations](#)

### Further information

#### Information on the packaging

<https://support.industry.siemens.com/cs/ww/en/view/109813875>

Information- and Downloadcenter (Catalogs, Brochures,...)

<https://www.siemens.com/ic10>

Industry Mall (Online ordering system)

<https://mall.industry.siemens.com/mall/en/en/Catalog/product?mlfb=3RK1908-0AP00-0CP0>

Cax online generator

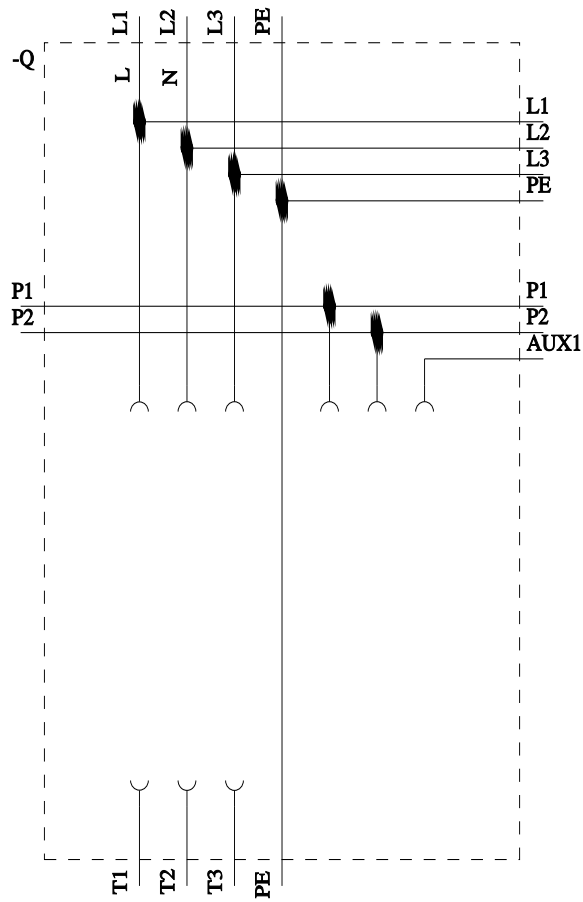
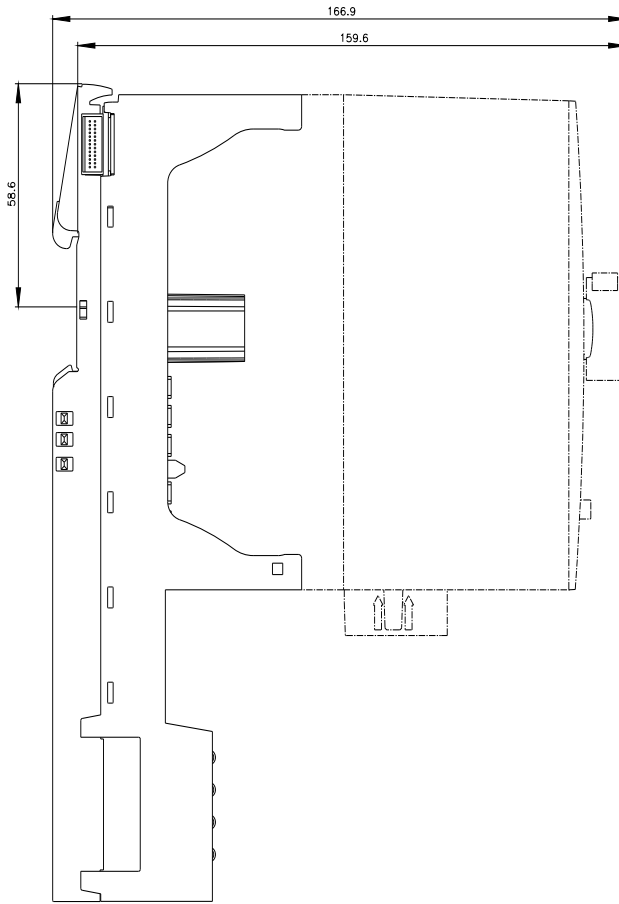
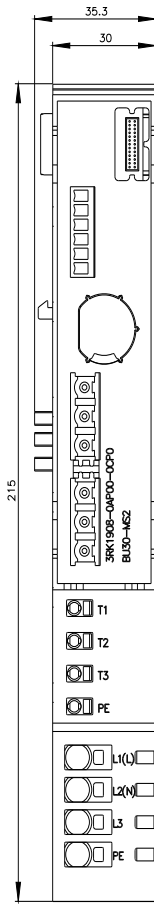
<http://support.automation.siemens.com/WW/CAXorder/default.aspx?lang=en&mlfb=3RK1908-0AP00-0CP0>

Service&Support (Manuals, Certificates, Characteristics, FAQs,...)

<https://support.industry.siemens.com/cs/ww/en/ps/3RK1908-0AP00-0CP0>

Image database (product images, 2D dimension drawings, 3D models, device circuit diagrams, EPLAN macros, ...)

[http://www.automation.siemens.com/bilddb/cax\\_de.aspx?mlfb=3RK1908-0AP00-0CP0&lang=en](http://www.automation.siemens.com/bilddb/cax_de.aspx?mlfb=3RK1908-0AP00-0CP0&lang=en)





# Mouser Electronics

Authorized Distributor

Click to View Pricing, Inventory, Delivery & Lifecycle Information:

[Siemens:](#)

[3RK19080AP000CP0](#)