



AS-i compact module K60 digital 8 DI, IP67 8 x inputs, maximum 200 mA 8 x M12 socket Y-II assignment Mounting plate 3RK1901-0CA00 must be ordered separately

General technical data	
design of the product	digital I/O modules for operation in the field, IP67 - K60
Type	8 inputs
design of the slave type	standard slave
I/O configuration	0
ID/ID2 code	1/F
Number I/O sockets	8
type of electrical connection of the inputs and outputs	M12 screw-type terminals
AS interface total current input max	270 mA
operating voltage according to AS-Interface specification	26.5 ... 31.6 V
Ground terminal	PIN5 of each M12 socket is connected to the grounding wrist strap in the mounting plate using a pin
Addressing	front addressing socket
Delivery note	the modules are delivered without mounting plate
note	module requires two addresses
Sensor supply	
type of voltage supply for sensor supply	using AS-Interface
input voltage	20 ... 30 V
property of the sensor supply short-circuit and overload resistant	Yes
ampacity of the sensor supply for all inputs	200 mA
<ul style="list-style-type: none"> <li>at ambient temperature 40 °C</li> </ul>	
Inputs	
number of digital inputs	8
type of connection technology	2- and 3-wire technology
Input circuit	PNP transistor
type of voltage of the input voltages	DC
Inputs switching level High min	10 V
input current at digital input	
<ul style="list-style-type: none"> <li>for signal &lt;1&gt; minimum</li> <li>with signal &lt;0&gt; maximum</li> </ul>	6 mA 1.5 mA
Inputs	
<ul style="list-style-type: none"> <li>sensor supply using AS-Interface</li> <li>socket assignment</li> <li>— PIN 1</li> <li>— PIN 2</li> <li>— PIN 3</li> <li>— PIN 4</li> <li>— PIN 5</li> </ul>	short-circuit and overload resistant  sensor supply L+ data input II sensor supply L- data input I ground terminal
design of the pin assignment of the inputs	Y-II assignment
Outputs	

number of digital outputs	0
Outputs external power supply 24 V DC	not required
design of the pin assignment of the outputs	Y-II assignment
<b>Outputs</b>	
• watchdog	not required

### Assignment of the data bits

<b>Assignment of data bits</b>	
• socket	PIN 4 = IN1 (D0) (addr. 1), PIN 2 = IN2 (D1) (addr. 1)
• socket 2	PIN 4 = IN2 (D1) (addr. 1)
• socket 3	PIN 4 = IN3 (D2) (addr. 1), PIN 2 = IN4 (D3) (addr.1)
• socket 4	PIN 4 = IN4 (D3) (addr. 1)
• socket 5	PIN 4 = IN1 (D0) (addr. 2), PIN 2 = IN2 (D1) (addr. 2)
• socket 6	PIN4 = IN2 (D1) (addr. 2)
• socket 7	PIN4 = IN3 (D2) (addr. 2), PIN2 = IN4 (D3) (addr. 2)
• socket 8	PIN4 = IN4 (D3) (addr. 2)

### Ambient conditions

<b>ambient temperature</b>	
• during operation	-25 ... +85 °C
• during storage	-40 ... +85 °C
<b>protection class IP</b>	IP67

### Display






<b>Status display</b>	
• display of I/Os	yellow LED
• display of Uaux	not required
• display of AS-Interface/diagnostics	green/red LED

### Mechanical data


<b>width</b>	60 mm
<b>height</b>	152 mm
<b>depth</b>	29 mm
<b>fastening method</b>	standard rail mounting/wall mounting using mounting plate for K60 compact module
<b>shock resistance</b>	15g / 11 ms

### Certificates/ approvals

General Product Approval	EMV
--------------------------	-----




[Confirmation](#)




Marine / Shipping	other	Environment
-------------------	-------	-------------

[Confirmation](#)
[Miscellaneous](#)
[Environmental Confirmations](#)

### Industrial Communication



ASi

### Further information

Information on the packaging  
<https://support.industry.siemens.com/cs/ww/en/view/109813875>  
 Information- and Downloadcenter (Catalogs, Brochures,...)  
<https://www.siemens.com/ic10>  
 Industry Mall (Online ordering system)  
<https://mall.industry.siemens.com/mall/en/en/Catalog/product?mlfb=3RK1200-0DQ00-0AA3>  
 Cax online generator

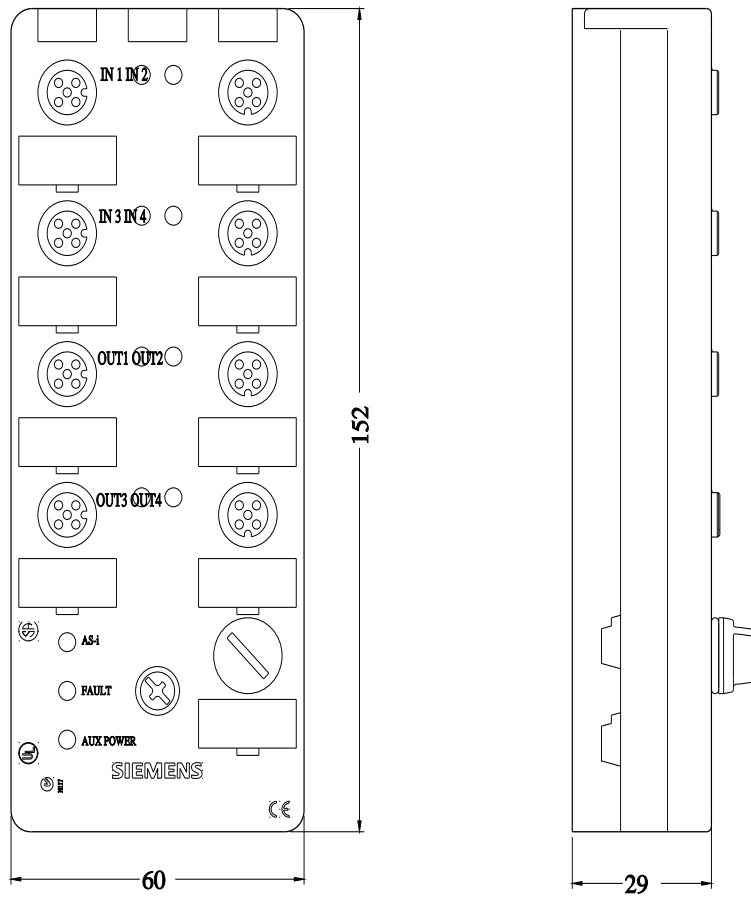
<http://support.automation.siemens.com/WW/CAXorder/default.aspx?lang=en&mlfb=3RK1200-0DQ00-0AA3>

Service&Support (Manuals, Certificates, Characteristics, FAQs,...)

<https://support.industry.siemens.com/cs/ww/en/ps/3RK1200-0DQ00-0AA3>

Image database (product images, 2D dimension drawings, 3D models, device circuit diagrams, EPLAN macros, ...)

[http://www.automation.siemens.com/bilddb/cax\\_de.aspx?mlfb=3RK1200-0DQ00-0AA3&lang=en](http://www.automation.siemens.com/bilddb/cax_de.aspx?mlfb=3RK1200-0DQ00-0AA3&lang=en)



last modified:

3/11/2024

# Mouser Electronics

Authorized Distributor

Click to View Pricing, Inventory, Delivery & Lifecycle Information:

[Siemens:](#)

[3RK12000DQ000AA3](#)