



electronic timing relay, off delayed, with control signal and semiconductor output, time range 0.05-100 s, 24-240 V AC/DC, 50/60 Hz, varistor for attenuation of the contactor coils integrated, spring-loaded terminal, can be snapped on at the front on contactors 3RT2.1 / 3RT2.2 and auxiliary contactors 3RH2

product brand name	SIRIUS
product designation	function module
product type designation	3RA28
<b>General technical data</b>	
size of contactor can be combined company-specific	S00, S0
product component semi-conductor output	Yes
product extension required remote control	No
product extension optional remote control	No
insulation voltage for overvoltage category III according to IEC 60664 with degree of pollution 3 rated value	300 V
test voltage for isolation test	1.5 kV
degree of pollution	3
surge voltage resistance rated value	4 kV
test voltage for surge voltage test	4 800 V
consumed current	
• at 24 V	24 mA
• at 240 V	7 mA
protection class IP of the terminal	IP20
shock resistance according to IEC 60068-2-27	15g / 11 ms
vibration resistance according to IEC 60068-2-6	10 ... 59 Hz: 0.35 mm, 60 ... 150 Hz: 2g
mechanical service life (operating cycles) typical	100 000 000
electrical endurance (operating cycles) at AC-15 at 230 V typical	10 000 000
electrical endurance (operating cycles)	
• with contactor 3R.2 of frame size S00	10 000 000
• with contactor 3R.2 of frame size S0	10 000 000
adjustable time	0.05 ... 100 s
relative setting accuracy relating to full-scale value	15 %
minimum ON period	35 ms
recovery time	50 ms
reference code according to IEC 81346-2	K
relative repeat accuracy	1 %
influence of the surrounding temperature	±1 %
power supply influence	±1 %
Substance Prohibitance (Date)	10/01/2009
<b>Product Function</b>	
product function star-delta circuit	No
<b>Control circuit/ Control</b>	
type of voltage of the control supply voltage	AC/DC
control supply voltage 1 at AC	
• at 50 Hz	24 ... 240 V

• at 60 Hz	24 ... 240 V
<b>control supply voltage frequency 1</b>	50 ... 60 Hz
<b>control supply voltage 1</b>	
• at DC	24 ... 240 V
<b>operating range factor control supply voltage rated value at DC</b>	
• initial value	0.85
• full-scale value	1.1
<b>operating range factor control supply voltage rated value at AC at 50 Hz</b>	
• initial value	0.85
• full-scale value	1.1
<b>operating range factor control supply voltage rated value at AC at 60 Hz</b>	
• initial value	0.85
• full-scale value	1.1
<b>design of the surge suppressor</b>	with varistor

### Switching Function

<b>switching function</b>	
• ON-delay	No
• ON-delay/instantaneous contact	No
• passing make contact	No
• passing make contact/instantaneous contact	No
• OFF delay	Yes
<b>switching function</b>	
• flashing symmetrically with interval start/instantaneous	No
• flashing symmetrically with interval start	No
• flashing symmetrically with pulse start/instantaneous	No
• flashing symmetrically with pulse start	No
• flashing asymmetrically with interval start	No
• flashing asymmetrically with pulse start	No
<b>switching function</b>	
• constant clock cycle with pulse start	No
• constant clock cycle with interval start	No
<b>switching function</b>	
• variably clocked with pulse start	No
• variably clocked with interval start	No
<b>switching function</b>	
• star-delta circuit with delay time	No
• star-delta circuit	No
<b>switching function with control signal</b>	
• additive ON-delay	No
• passing break contact	No
• passing break contact/instantaneous	No
• OFF delay	Yes
• OFF delay/instantaneous	No
• pulse delayed	No
• pulse delayed/instantaneous	No
• pulse-shaping	No
• pulse-shaping/instantaneous	No
• additive ON-delay/instantaneous	No
• ON-delay/OFF-delay	No
• ON-delay/OFF-delay/instantaneous	No
• passing make contact	No
• passing make contact/instantaneous contact	No
<b>switching function of interval relay with control signal</b>	
• retrotriggerable with deactivated control signal/instantaneous contact	No
• retrotriggerable with switched-on control signal	No
• retrotriggerable with switched-on control signal/instantaneous contact	No
• retriggerable with deactivated control signal	No

<b>design of the control terminal non-floating</b>	Yes
<b>Auxiliary circuit</b>	
<b>number of NO contacts</b>	
• delayed switching	1
<b>operating frequency with 3RT2 contactor maximum</b>	2 500 1/h
<b>Main circuit</b>	
<b>type of voltage</b>	AC/DC
<b>Inputs/ Outputs</b>	
<b>product function</b>	
• non-volatile	No
<b>Electromagnetic compatibility</b>	
EMC immunity according to IEC 61812-1	Environment A (industrial area)
<b>conducted interference</b>	
• due to burst according to IEC 61000-4-4	2 kV network connection / 1 kV control connection
• due to conductor-earth surge according to IEC 61000-4-5	2 kV
• due to conductor-conductor surge according to IEC 61000-4-5	1 kV
<b>field-based interference according to IEC 61000-4-3</b>	10 V/m
<b>electrostatic discharge according to IEC 61000-4-2</b>	8 kV
<b>Safety related data</b>	
<b>protection class IP on the front according to IEC 60529</b>	IP20
<b>type of insulation</b>	Basic insulation
<b>category according to EN 954-1</b>	none
<b>Connections/ Terminals</b>	
<b>product component removable terminal for auxiliary and control circuit</b>	Yes
type of electrical connection for auxiliary and control circuit	spring-loaded terminals
<b>type of connectable conductor cross-sections</b>	
• solid	0.5 ... 4 mm <sup>2</sup> , 2x (0.5 ... 2.5 mm <sup>2</sup> )
• finely stranded with core end processing	1x (0.5 ... 2.5 mm <sup>2</sup> ), 2x (0.5 ... 1.5 mm <sup>2</sup> )
• finely stranded without core end processing	2x (0.5 ... 1.5 mm <sup>2</sup> )
• for AWG cables solid	2x (20 ... 14)
• for AWG cables stranded	2x (20 ... 14)
<b>connectable conductor cross-section</b>	
• solid	0.5 ... 4 mm <sup>2</sup>
• finely stranded with core end processing	0.5 ... 2.5 mm <sup>2</sup>
• finely stranded without core end processing	0.25 ... 1.5 mm <sup>2</sup>
<b>AWG number as coded connectable conductor cross section</b>	
• solid	20 ... 14
• stranded	20 ... 14
<b>Installation/ mounting/ dimensions</b>	
<b>mounting position</b>	any (like contactor)
<b>fastening method</b>	clip-on
<b>height</b>	38 mm
<b>width</b>	45 mm
<b>depth</b>	74 mm
<b>required spacing</b>	
• with side-by-side mounting	
— forwards	0 mm
— backwards	0 mm
— upwards	0 mm
— downwards	0 mm
— at the side	0 mm
• for grounded parts	
— forwards	0 mm
— backwards	0 mm
— upwards	0 mm
— at the side	0 mm
— downwards	0 mm
• for live parts	

— forwards	0 mm
— backwards	0 mm
— upwards	0 mm
— downwards	0 mm
— at the side	0 mm



#### Ambient conditions

installation altitude at height above sea level maximum	2 000 m
<b>ambient temperature</b>	
• during operation	-25 ... +60 °C
• during storage	-40 ... +85 °C
• during transport	-40 ... +85 °C
relative humidity during operation	0 ... 95 %

#### Certificates/ approvals

General Product Approval	Declaration of Conformity			Test Certificates
<a href="#">Confirmation</a>				 EG-Konf.
				<a href="#">Special Test Certificate</a>

Test Certificates	Marine / Shipping				
<a href="#">Type Test Certificates/Test Report</a>					

Marine / Shipping	other	Railway
		<a href="#">Confirmation</a> <a href="#">Vibration and Shock</a>

#### Further information

Siemens has decided to exit the Russian market (see here).  
<https://press.siemens.com/global/en/pressrelease/siemens-wind-down-russian-business>

Siemens is working on the renewal of the current EAC certificates.  
 Please contact your local Siemens office on the status of validity of the EAC certification if you intend to import or offer to supply these products to an EAC relevant market (other than the sanctioned EAEU member states Russia or Belarus).

Information on the packaging  
<https://support.industry.siemens.com/cs/ww/en/view/109813875>

Information- and Downloadcenter (Catalogs, Brochures,...)  
<https://www.siemens.com/ic10>

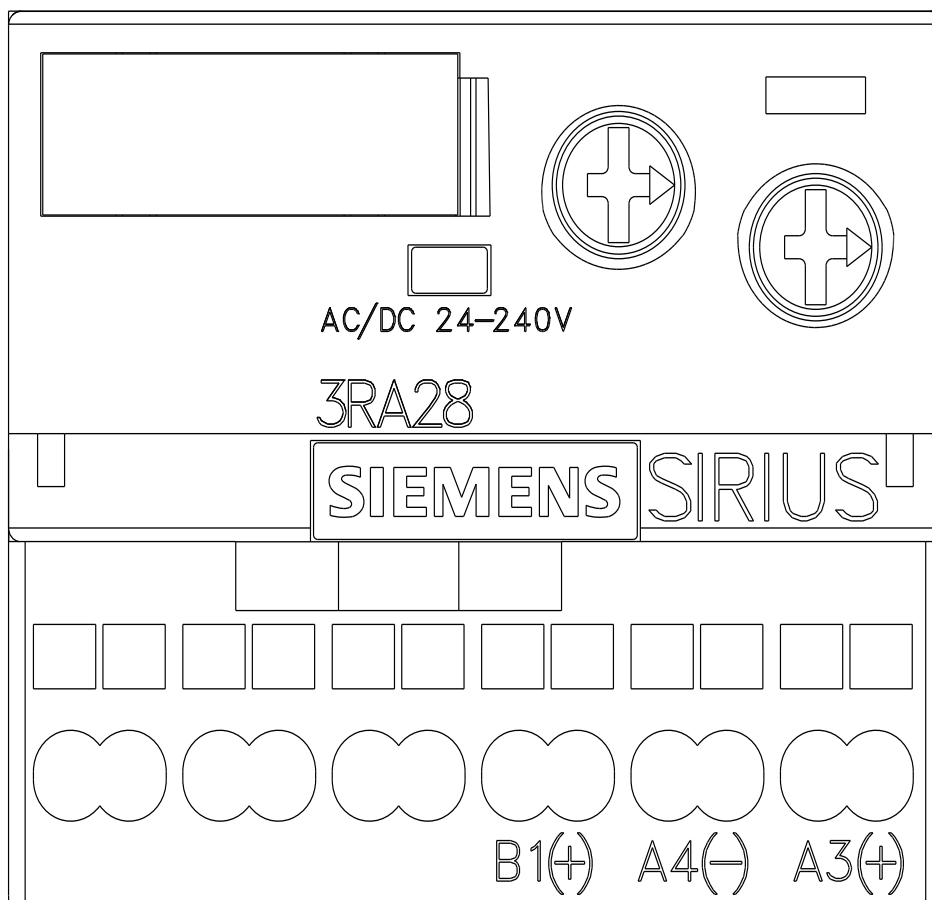
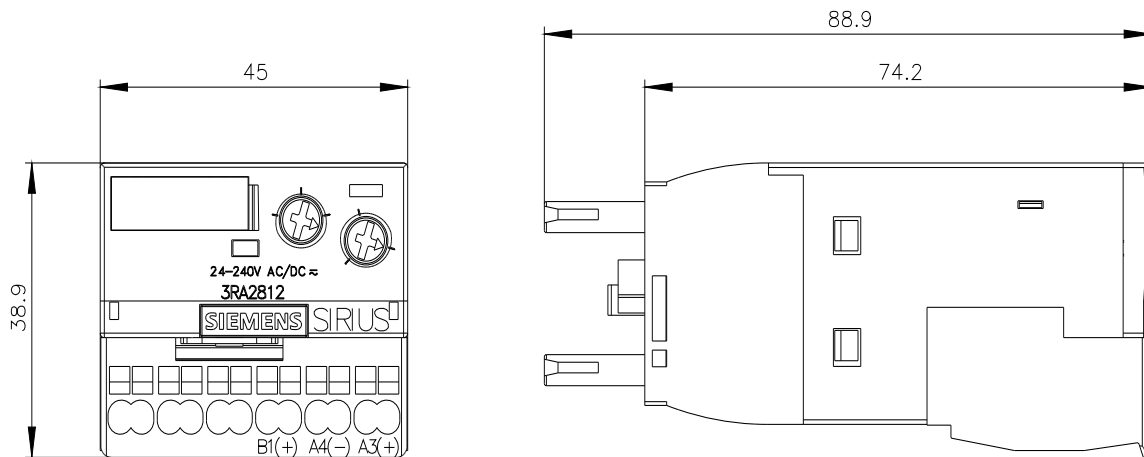
Industry Mall (Online ordering system)  
<https://mall.industry.siemens.com/mall/en/en/Catalog/product?mlfb=3RA2812-2DW10>

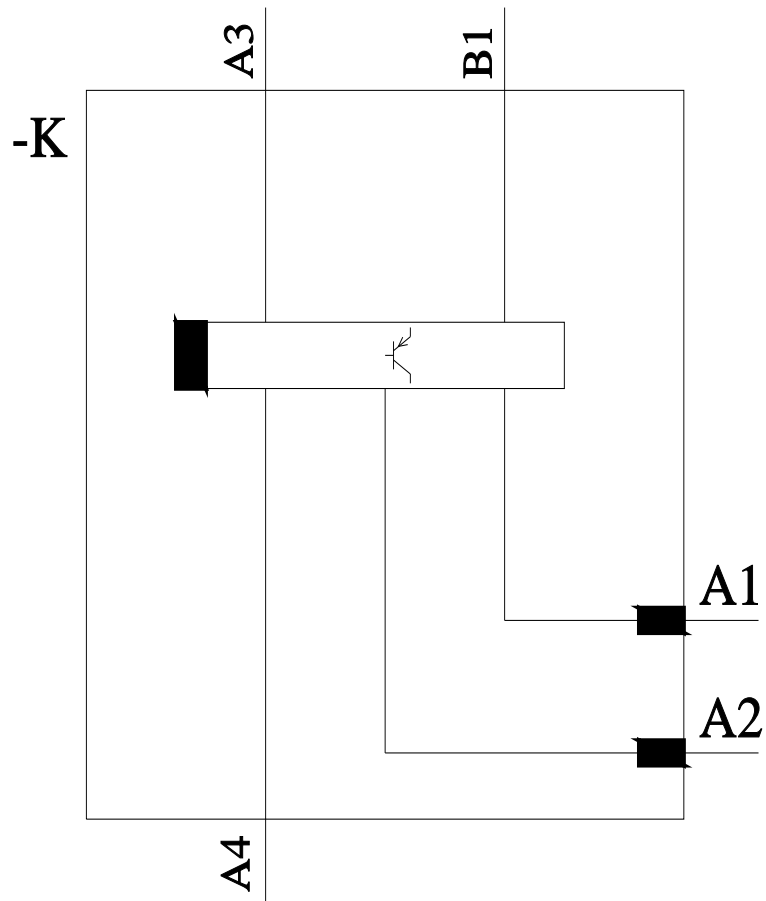
Cax online generator  
<http://support.automation.siemens.com/WW/CAXorder/default.aspx?lang=en&mlfb=3RA2812-2DW10>

Service&Support (Manuals, Certificates, Characteristics, FAQs,...)  
<https://support.industry.siemens.com/cs/ww/en/ps/3RA2812-2DW10>

Image database (product images, 2D dimension drawings, 3D models, device circuit diagrams, EPLAN macros, ...)  
[http://www.automation.siemens.com/bilddb/cax\\_de.aspx?mlfb=3RA2812-2DW10&lang=en](http://www.automation.siemens.com/bilddb/cax_de.aspx?mlfb=3RA2812-2DW10&lang=en)

Characteristic: Derating  
<https://support.industry.siemens.com/cs/ww/en/ps/3RA2812-2DW10/manual>





last modified:

8/2/2022 

# Mouser Electronics

Authorized Distributor

Click to View Pricing, Inventory, Delivery & Lifecycle Information:

Siemens:

[3RA28122DW10](#)