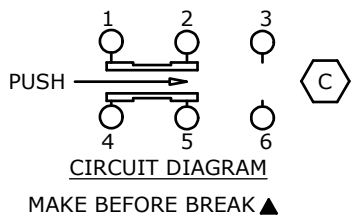


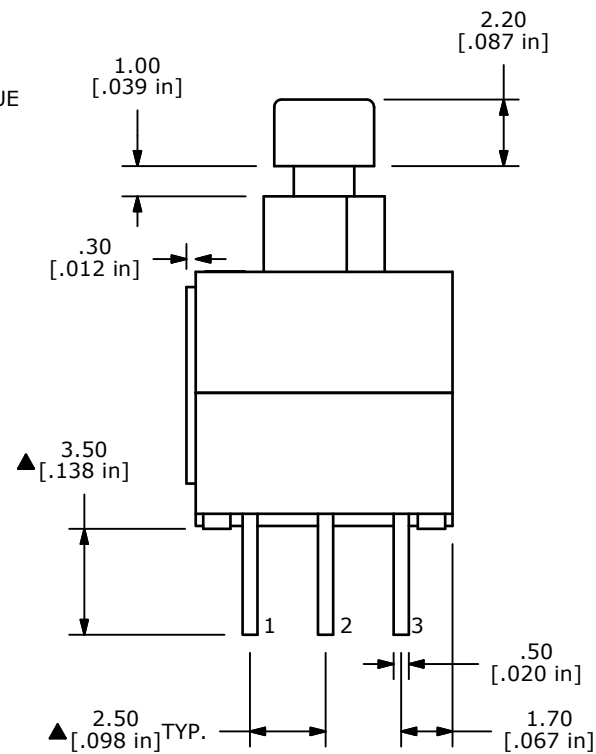
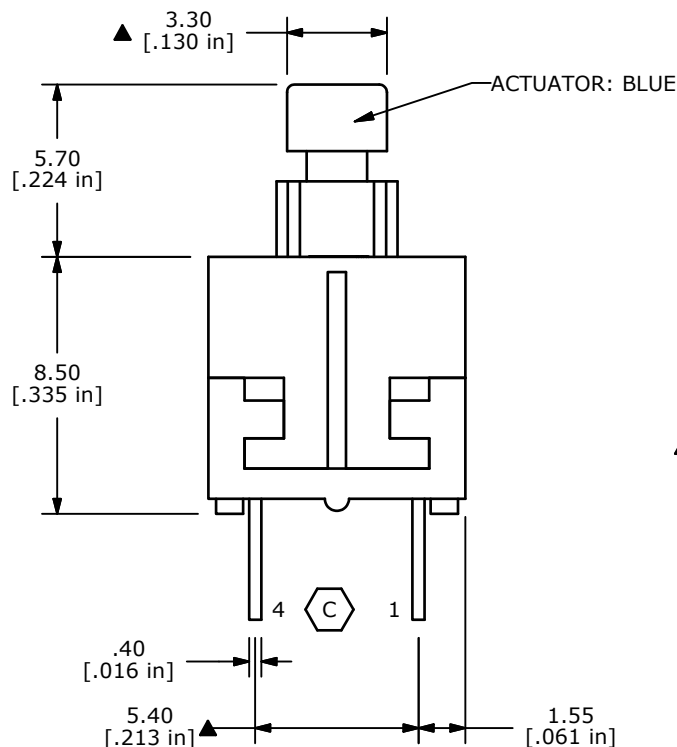
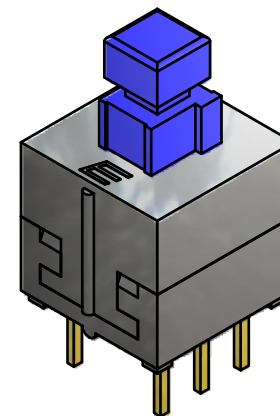
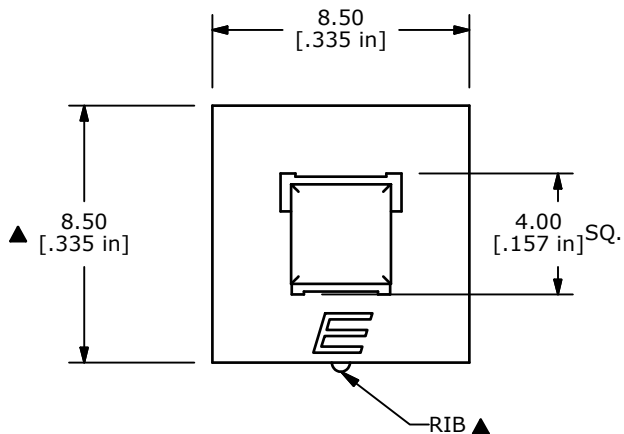
SWITCH FUNCTION	
POS. 1	POS. 2
ON	(ON)
2-1, 5-4	2-3, 5-6

(ON)=MOMENTARY



NOTES:

1. ALL DIMENSIONS IN MM [INCH]
2. GENERAL TOLERANCE: X.X=± 0.4
X.XX=± 0.25
3. TERMINAL NUMBERS FOR REF. ONLY
- ▲ 4. RATING: 0.1A @ 30VDC
5. TRAVEL: 2.50± 0.38mm
6. OPERATING FORCE: 220± 50gf
7. ELECTRICAL LIFE: 10,000 CYCLES
8. ▲ DENOTES CRITICAL PARAMETER
9. 2002/95/EC (ROHS) COMPLIANT



TITLE TL2202OAYA				
SCALE 2:1	DATE 10/3/2007	DR BF	DWG P010376	REV C

C	19719	CHANGED CIRCUIT DIAGRAM & TERM. #'S	2/25/11	BGL
B	17734	CHANGED NOTE # 6	10/3/07	BF
REV	PCR NO	DESCRIPTION	DATE	BY

THE INFORMATION CONTAINED IN THIS DOCUMENT IS PROPRIETARY TO E-SWITCH AND IS NOT TO BE COPIED OR TRANSFERRED

Mouser Electronics

Authorized Distributor

Click to View Pricing, Inventory, Delivery & Lifecycle Information:

[E-Switch:](#)

[TL2202OAYA](#)