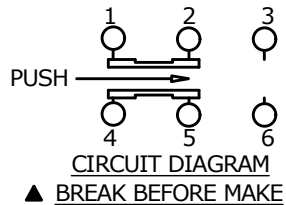
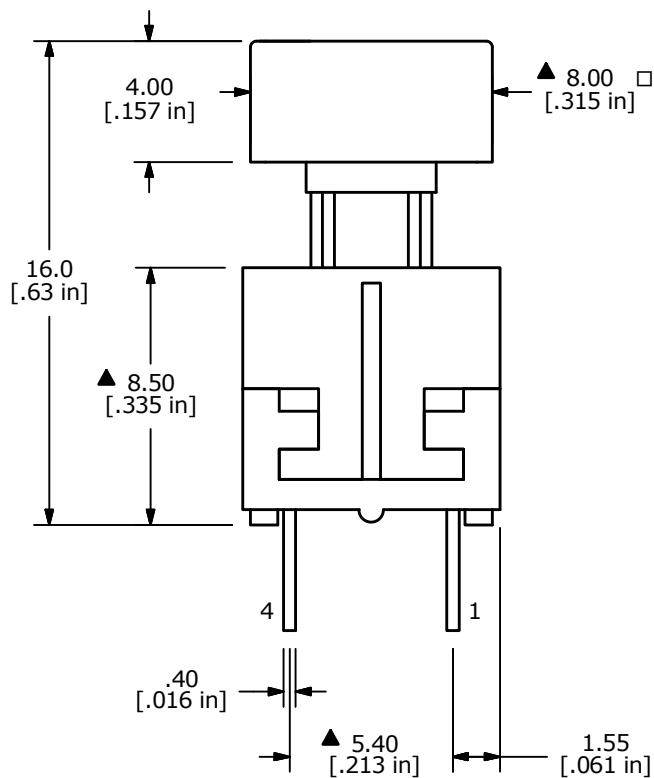


SWITCH FUNCTION	
POS. 1	POS. 2
ON	(ON)
2-1, 5-4	2-3, 5-6
(ON)=MOMENTARY	

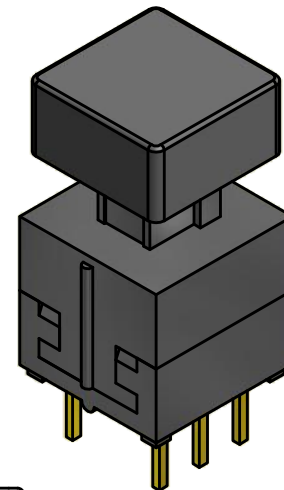
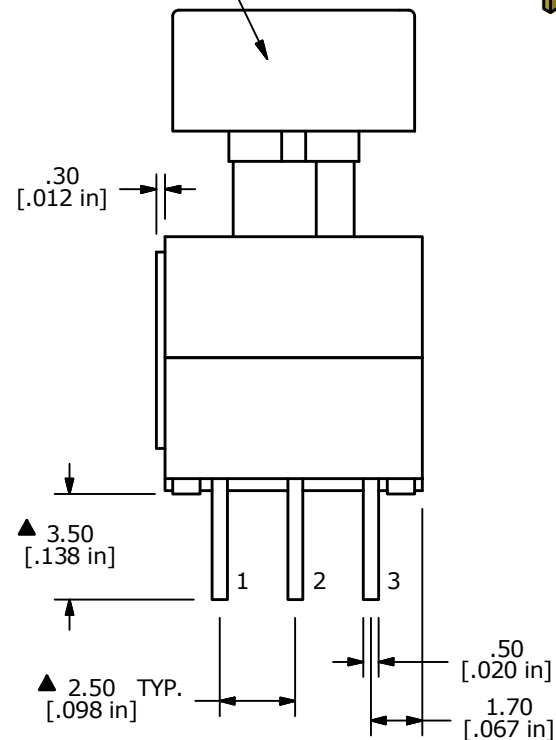


NOTES:

1. ALL DIMENSIONS IN MM [INCH]
2. GENERAL TOLERANCE: X.X = ± 0.4
X.XX = ± 0.25
3. TERMINAL NUMBERS FOR REF. ONLY
- ▲ 4. RATING: 0.1A @ 30VDC
5. TRAVEL: 2.50 ± 0.40mm
6. OPERATING FORCE: 220 ± 50gf
7. ELECTRICAL LIFE: 10,000 CYCLES
8. ▲ DENOTES CRITICAL PARAMETER
9. 2002/95/EC (ROHS) COMPLIANT



CAP
COLOR: GRAY
(P001071, 6JGRY)



TITLE TL2201OAYA6JGRY				
SCALE 2:1	DATE 4/18/2016	DR MW	DWG XP0319A	REV A

A	22276	NEW RELEASE	4/18/16	MW
REV	PCR NO	DESCRIPTION	DATE	BY

THE INFORMATION CONTAINED IN THIS DOCUMENT IS PROPRIETARY TO E-SWITCH AND IS NOT TO BE COPIED OR TRANSFERRED

Mouser Electronics

Authorized Distributor

Click to View Pricing, Inventory, Delivery & Lifecycle Information:

[E-Switch:](#)

[TL2201OAYA6JGRY](#)