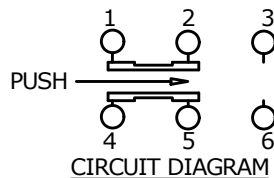
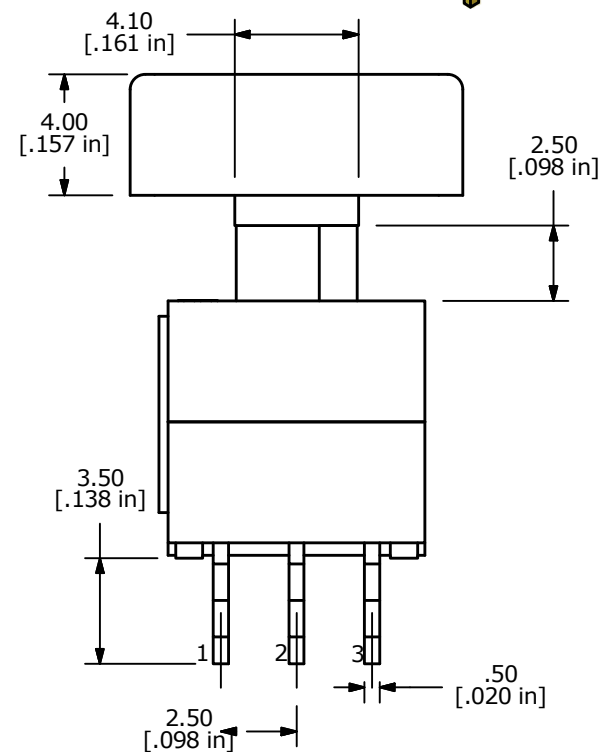
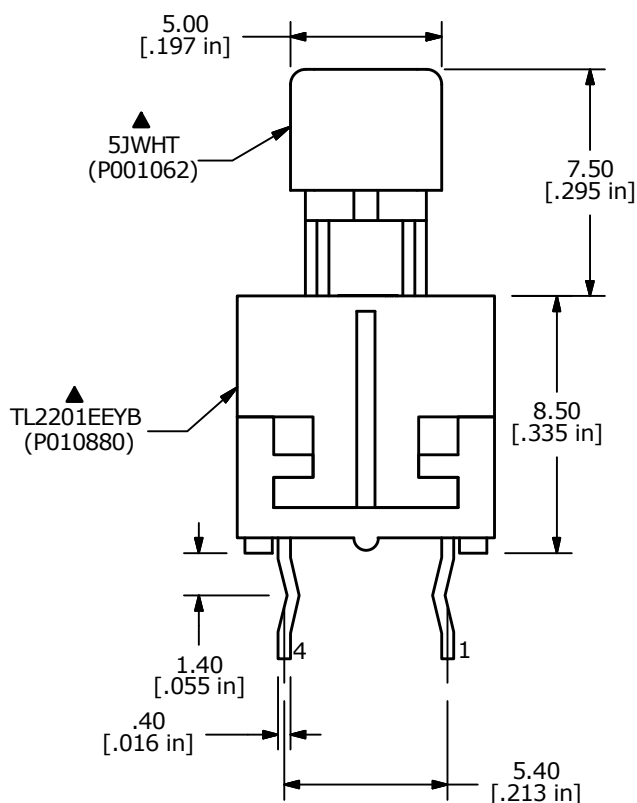


SWITCH FUNCTION	
POS. 1	POS. 2
ON	ON
2-1, 5-4	2-3, 5-6



NOTES:

1. ALL DIMENSIONS IN MM [INCH]
2. GENERAL TOLERANCE: X.X±0.4  
X.XX±0.25
3. TERMINAL NUMBERS FOR REF. ONLY
4. RATING: 0.1A @ 30 VDC
5. TRAVEL TO LOCK: 1.50±0.38mm
6. FULL TRAVEL: 2.50±0.38mm
7. OPERATING FORCE: 220±50gf
8. ELECTRICAL LIFE: 10,000 CYCLES
9. ▲ DENOTES CRITICAL PARAMETER
10. 2002/95/EC (ROHS) COMPLIANT



B	19721	CIRCUIT DIAGRAM UPDATE	2/28/11	BGL
A	16382	RELEASED FOR PRODUCTION	9/6/06	BO
REV	PCR NO	DESCRIPTION	DATE	BY

TITLE TL2201EEYB5JWHT				
SCALE 4:1	DATE 9/6/2006	DR BO	DWG XP0009P	REV B

THE INFORMATION CONTAINED IN THIS DOCUMENT IS PROPRIETARY TO E-SWITCH AND IS NOT TO BE COPIED OR TRANSFERRED

# Mouser Electronics

Authorized Distributor

Click to View Pricing, Inventory, Delivery & Lifecycle Information:

[E-Switch:](#)

[TL2201EEYB5JWHT](#)