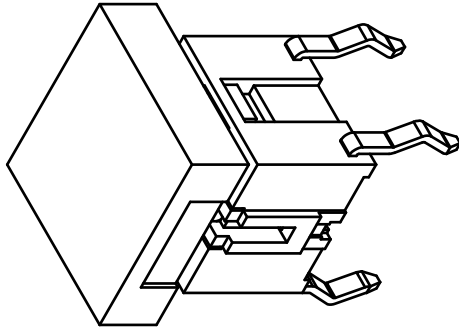
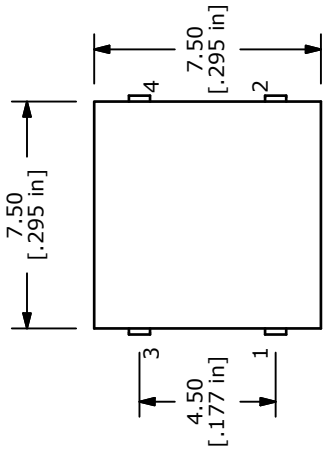
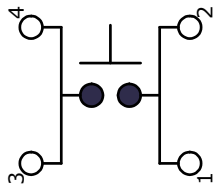
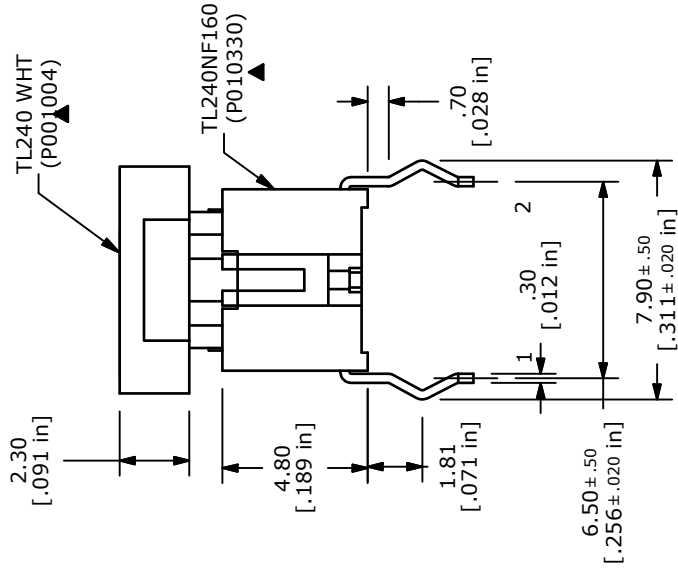


P.C.B. LAYOUT



ISOMETRIC



CIRCUIT: SPST

- NOTES:
1. ALL DIMENSIONS IN MM
 2. GENERAL TOLERANCE: X.X=±0.4
X.XX=±0.25
 3. RATING: 50mA, 12VDC
 4. TRAVEL: 0.25 +0.2/0.1mm
 - ▲ 5. OPERATING FORCE: 160±50gf
 6. CONTACT RESISTANCE: 100mILLI-Ohms Max
 7. 2002/95/EC (ROHS) COMPLIANT
 8. ▲ DENOTES CRITICAL PARAMETER

E-SWITCH®

TITLE TL1240NQ1JWHT



C	19550	DRAWING UPDATE / CLEAN-UP	12/28/10	BGL
B	15030	CORRECTED DRAWING NUMBER	7/22/05	DM
A	14919	RELEASED FOR PRODUCTION	5/13/05	JB
REV	PCR NO	DESCRIPTION	DATE	BY
THE INFORMATION CONTAINED IN THIS DOCUMENT IS PROPRIETARY TO E-SWITCH AND IS NOT TO BE COPIED OR TRANSFERRED				

SCALE 4.5:1

DATE 5/13/2005

DR JB

DWG

XP0217P

REV C

Mouser Electronics

Authorized Distributor

Click to View Pricing, Inventory, Delivery & Lifecycle Information:

[E-Switch:](#)

[TL1240NQ1JWHT](#)