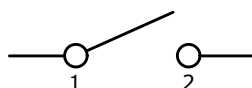
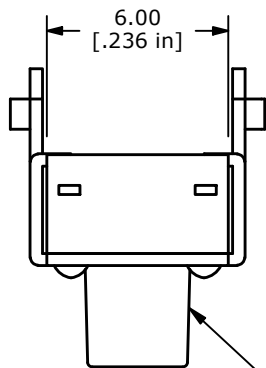


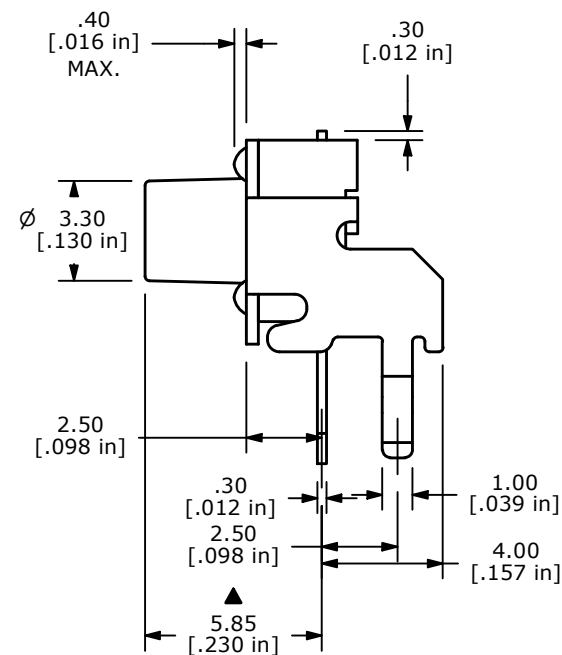
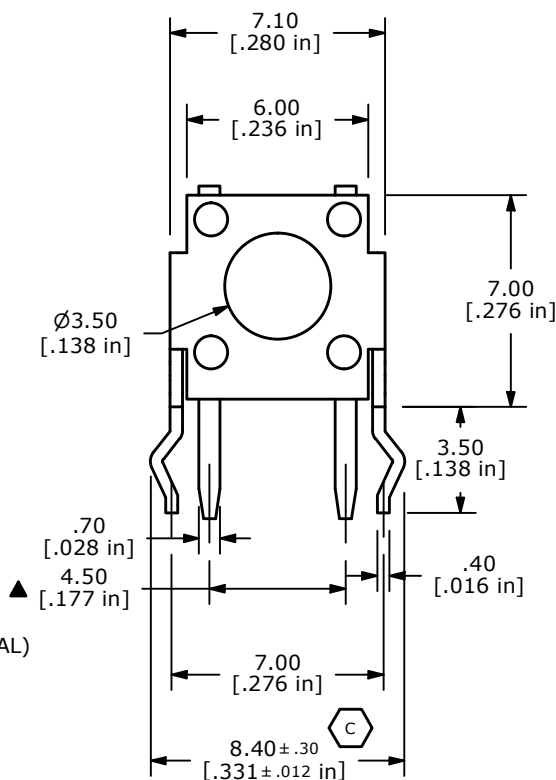

P.C.B. LAYOUT



CIRCUIT: SPST ▲



▲ ACTUATOR COLOR: RED



- NOTES:
1. ALL DIMENSIONS IN MM
  2. GENERAL TOLERANCE: X.X=±0.4  
X.XX=±0.25
  3. TERM. NOS. FOR REFERENCE ONLY.
  4. RATING: 50VDC, 50mA
  - ▲ 5. OPERATING FORCE: 250 ± 50 gf
  6. TRAVEL: 0.3 ± 0.15 mm
  7. CONTACT RESISTANCE: 100 MILLI OHMS MAX. (INITIAL)
  8. MECHANICAL/ELECTRICAL LIFE 100,000 CYCLES MIN.
  - ▲ 9. CONTACT MATERIAL: SILVER
  10. ▲ DENOTES CRITICAL PARAMETER
  11. OPERATING TEMP: -40°C TO 85°C

D	24549	REMOVE STEP IN HOUSING, CHANGE TEMP	10/19/20	JM
C	18742	LEG TOLERANCE WAS +/- 0.1	12/22/09	BF
B	17780	CHANGED NOTES #9 & #10	10/15/07	BF
A	17769	MAKE ACTIVE	10/11/07	BLR
REV	PCR NO	DESCRIPTION	DATE	BY



TITLE TL1105XF250Q				
SCALE	DATE	DR	DWG	REV
4:1	12/22/2009	BLR	P010391	D

THE INFORMATION CONTAINED IN THIS DOCUMENT IS PROPRIETARY TO E-SWITCH AND IS NOT TO BE COPIED OR TRANSFERRED

# Mouser Electronics

Authorized Distributor

Click to View Pricing, Inventory, Delivery & Lifecycle Information:

[E-Switch:](#)

[TL1105XF250Q](#)