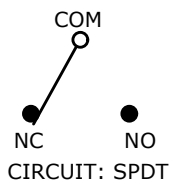


**P.C. MOUNTING**

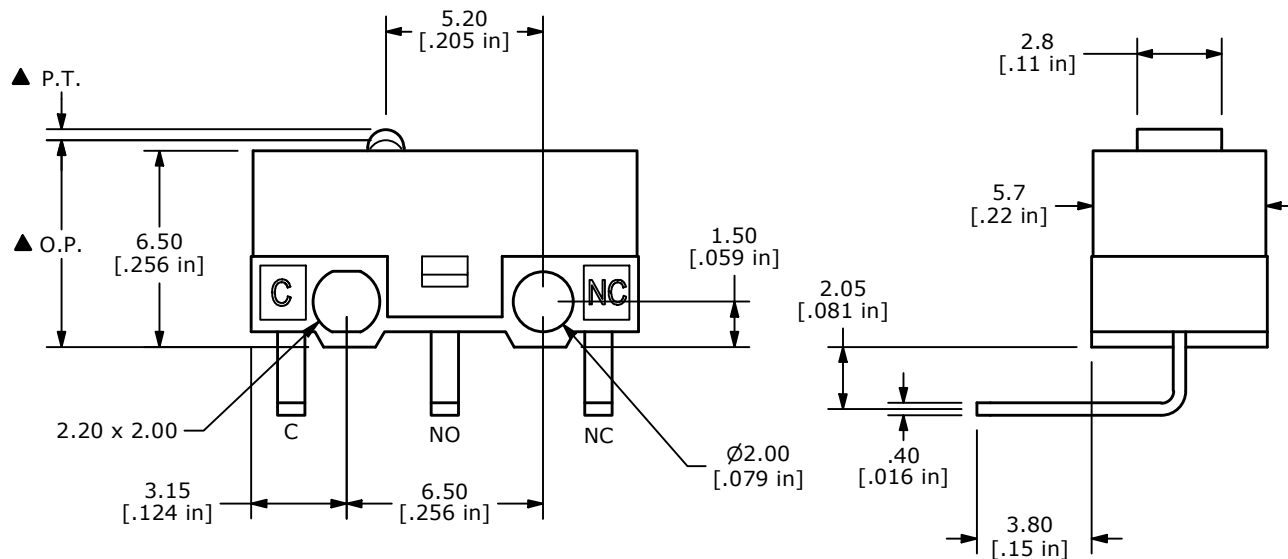

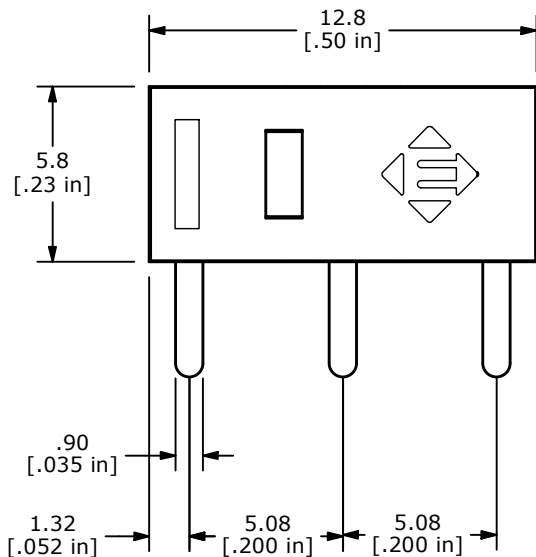


O.P. (mm)	P.T. (mm)
7.0 ±0.2	.70 MAX.

O.P. = OPERATING POINT  
P.T. = PRE-TRAVEL

**NOTES:**

1. ALL DIMENSIONS IN MM [INCH]
2. GENERAL TOLERANCE: X.X = ±0.4  
X.XX = ±0.25
- ▲ 3. RATING: 3A @ 125 VAC UL  
1.5A @ 250 VAC UL
- ▲ 4. OPERATING FORCE: 130 ± 40 GRAMS
5. OPERATING TEMP: -25°C to 75°C
6. ELECTRICAL LIFE: 10,000 CYCLES MIN.
7. MECHANICAL LIFE: 1,000,000 CYCLES MIN.
8. INSULATION RESISTANCE: 100 MEGA-OHMS MIN.
9. DIELECTRIC STRENGTH: 1000VAC - 1 MINUTE
10. ▲ DENOTES CRITICAL PARAMETER.
11. PACKAGED IN TRAYS, 120 PIECES PER TRAY.



REV	ECO NO	DESCRIPTION	DATE	BY
C	ECO-102032	PRINT UPDATE	07/03/23	JS



OBJECT ID  
000021341

TITLE <b>SS0750300F130V1A</b>				
SCALE	DATE	DR	DWG	REV
4:1	3/6/2009	BLR	Q971025	C

THE INFORMATION CONTAINED IN THIS DOCUMENT IS PROPRIETARY TO E-SWITCH AND IS NOT TO BE COPIED OR TRANSFERRED

# Mouser Electronics

Authorized Distributor

Click to View Pricing, Inventory, Delivery & Lifecycle Information:

[E-Switch:](#)

[SS0750300F130V1A](#)