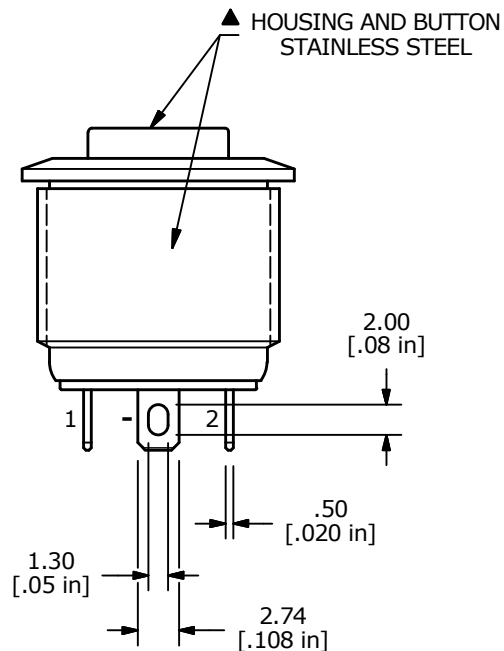
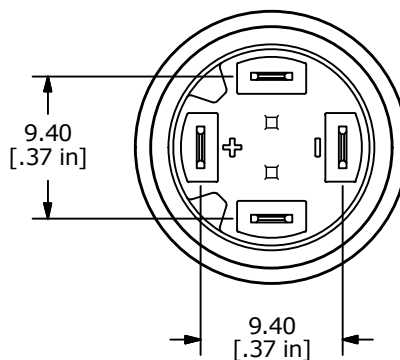
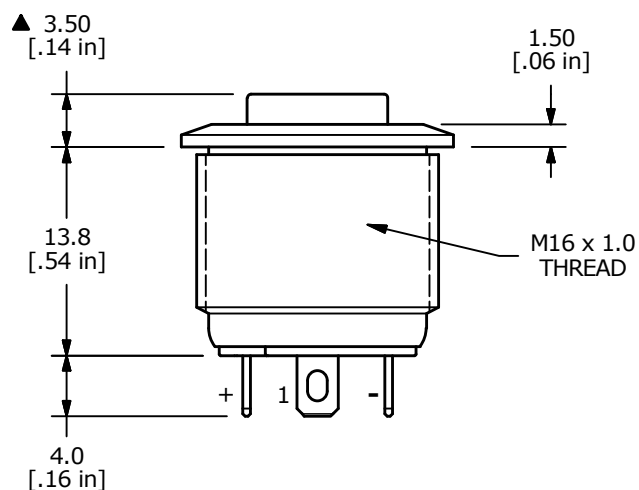
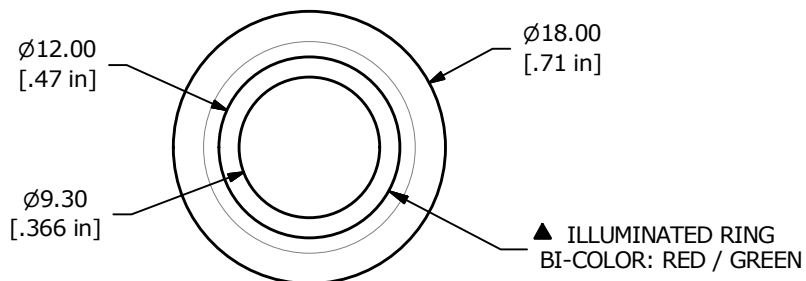


## NOTE:

1. ALL DIMENSIONS IN MM [INCH]
2. GENERAL TOLERANCE: X.X =  $\pm 0.4$   
X.XX =  $\pm 0.25$
3. TERMINAL NUMBERS FOR REF ONLY
4. CONTACT MATERIAL: SILVER PLATED
5. RATING: 2A 36VDC
6. ELECTRIC LIFE: 200,000
7. INSULATION RESISTANCE: 1,000M $\Omega$  MIN @ 500VDC.
8. DIELECTRIC STRENGTH: 2,000VAC MIN. FOR 1 MINUTE
9. CONTACT RESISTANCE: 50m $\Omega$  MAX. @ 1A 12VDC
10. OPERATING TEMP.: -20°C to 70°C
11. TRAVEL: 2.0mm
12. ▲ DENOTES CRITICAL PARAMETER.
- ▲ 13. ILLUMINATION COLOR: RED / GREEN
- ▲ 14. ILLUMINATION VOLTAGE RATING: RED 1.7 - 2.5V @ 20 mA  
GREEN 2.8 - 3.7V @ 20 mA
15. HARDWARE SUPPLIED: O-RING AND HEXNUT (NOT SHOWN)
16. INGRESS PROTECTION: IP67



B	24053	remove anti-rotation notch from housing	10/2/19	MW
A	24004	New Release	8/16/19	MW
REV	PCR NO	DESCRIPTION	DATE	BY

THE INFORMATION CONTAINED IN THIS DOCUMENT IS PROPRIETARY  
TO E-SWITCH AND IS NOT TO BE COPIED OR TRANSFERRED

TITLE PVA6HE24SG1				
SCALE 2:1	DATE 8/16/2019	DR MW	DWG T960038	REV B

# Mouser Electronics

Authorized Distributor

Click to View Pricing, Inventory, Delivery & Lifecycle Information:

[E-Switch:](#)

[PVA6HE24SG1](#)