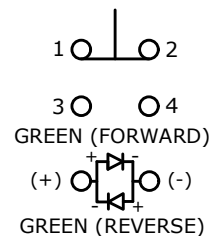


▲ SWITCH FUNCTION

POS. 1	POS. 2
1-2 ON 3-4 OFF	1-2 (OFF) 3-4 (ON)

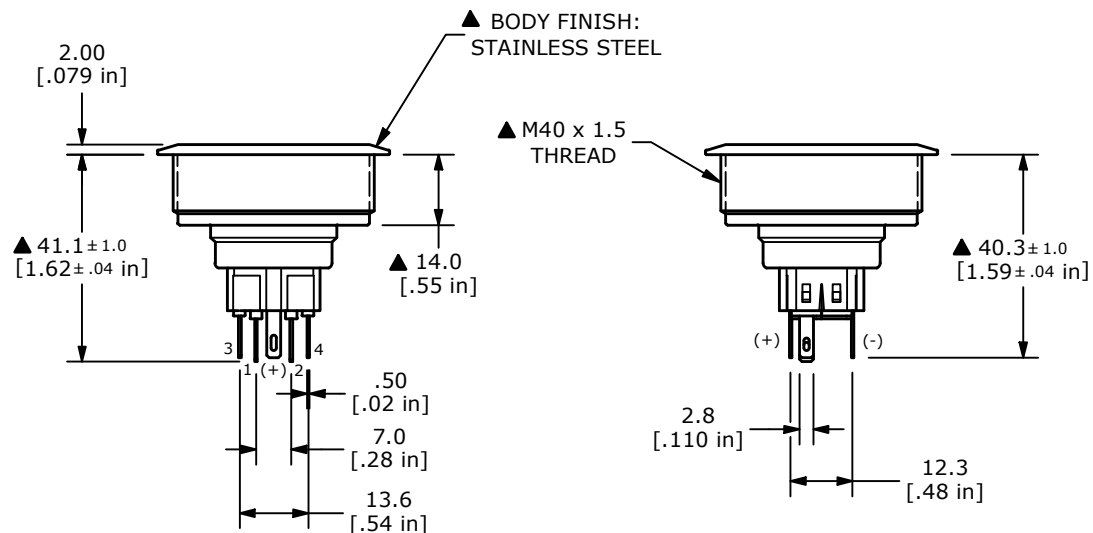
( ) = MOMENTARY



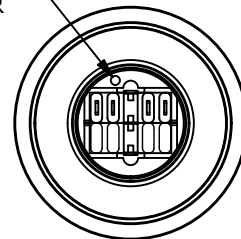
▲ SPDT ON-(OFF) / OFF-(ON)  
CONTACT CONFIGURATION  
( ) DENOTES MOMENTARY FUNCTION

## NOTE:

- ALL DIMENSIONS IN MM [INCH]
- GENERAL TOLERANCE: X.X =  $\pm 0.4$   
X.XX =  $\pm 0.25$
- TERMINAL NUMBERS FOR REF. ONLY
- FUNCTION: SPDT
- RATING: 2A @ 48VDC
- CONTACT RESISTANCE: 50m $\Omega$  MAX. @ 1A 12VDC
- INSULATION RESISTANCE: 1,000M $\Omega$  @ 500VDC
- DIELECTRIC STRENGTH: 2,000VAC MIN. FOR 1 MINUTE
- ELECTRICAL LIFE: 50,000 CYCLES
- OPERATING TEMPERATURE: -20°C to 55°C
- INGRESS PROTECTION: IP65
- SUPPLIED HARDWARE: O-RING AND HEXNUT
- ▲ DENOTES CRITICAL PARAMETER
- ILLUMINATION VOLTAGE: 12V



DOT DENOTES LED COLOR



B	24607	HOUSING UPDATE	11/23/20	JM
A	23709	NEW RELEASE	12/18/18	MW
REV	PCR NO	DESCRIPTION	DATE	BY

THE INFORMATION CONTAINED IN THIS DOCUMENT IS PROPRIETARY TO E-SWITCH AND IS NOT TO BE COPIED OR TRANSFERRED

TITLE PV10F2Y0SS-334

SCALE	DATE	DR	DWG	REV
2:3	12/18/2018	MW	52-PV10F2Y0SS334	B

# Mouser Electronics

Authorized Distributor

Click to View Pricing, Inventory, Delivery & Lifecycle Information:

[E-Switch:](#)

[PV10F2Y0SS-334](#)