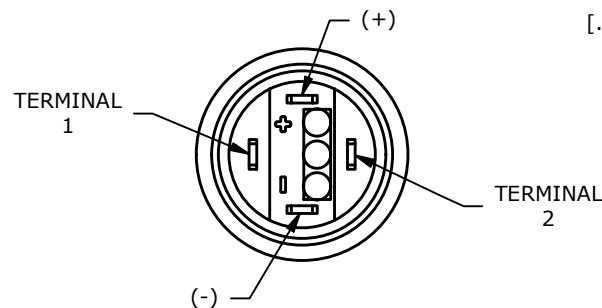
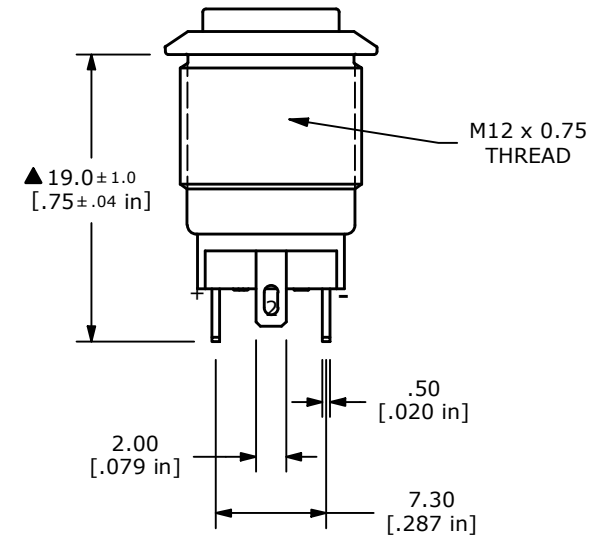
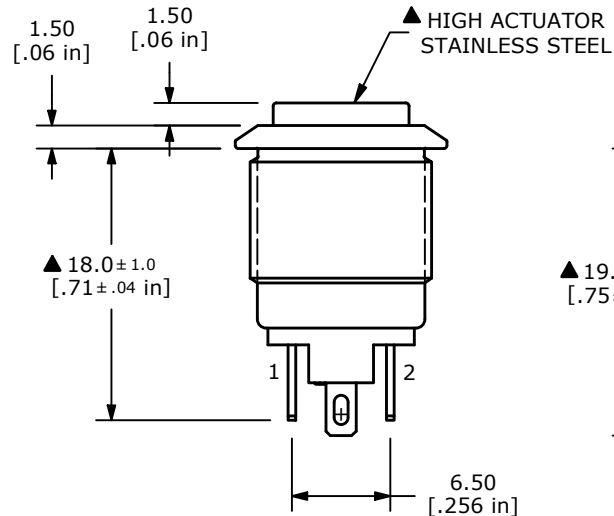
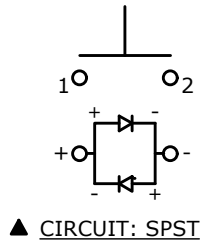


▲ SWITCH FUNCTION

POS. 1	POS. 2
OFF	(ON)
OPEN	1-2

(ON) = MOMENTARY



NOTE:

1. ALL DIMENSIONS IN MM [INCH]
2. GENERAL TOLERANCE: X.X = ± 0.4
X.XX = ± 0.25
3. TERMINAL NUMBERS FOR REF. ONLY
4. RATING: 2A @ 36VDC
5. CONTACT RESISTANCE: 50mΩ MAX. @ 1A 12VDC
6. INSULATION RESISTANCE: 1,000MΩ @ 500VDC
7. DIELECTRIC STRENGTH: 2,000VAC MIN. FOR 1 MINUTE
8. ELECTRICAL LIFE: 200,000 CYCLES
9. CONTACT MATERIAL: SILVER
10. OPERATING TEMPERATURE: -20°C to 55°C
11. INGRESS PROTECTION: IP65
- ▲ 12. LED VOLTAGE: BASE VOLTAGE 2.8V TYP.
13. ▲ DENOTES CRITICAL PARAMETER
14. HARDWARE INCLUDED: HEX NUT AND O-RING (NOT SHOWN)

F	24581	HOUSING UPDATE	11/9/20	JM
E	24431	update print	8/4/20	MW
D	23192	UPDATED THREAD FROM ..0.5 TO ..0.75	1/29/18	MJR
C	22865	UPDATED RATING TO 2A @ 36VDC	5/26/17	MJR
REV	PCR NO	DESCRIPTION	DATE	BY

THE INFORMATION CONTAINED IN THIS DOCUMENT IS PROPRIETARY TO
E-SWITCH AND IS NOT TO BE COPIED OR TRANSFERRED



E-SWITCH®

OBJECT ID
000002297

TITLE PV0H240SS-231

SCALE
2:1

DATE
2/18/2016

DR
RC

DWG
52-PV0H240SS231

REV
F

Mouser Electronics

Authorized Distributor

Click to View Pricing, Inventory, Delivery & Lifecycle Information:

[E-Switch:](#)

[PV0H240SS-231](#)