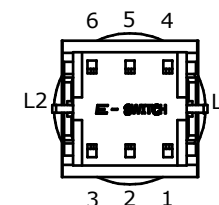
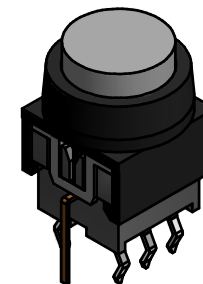
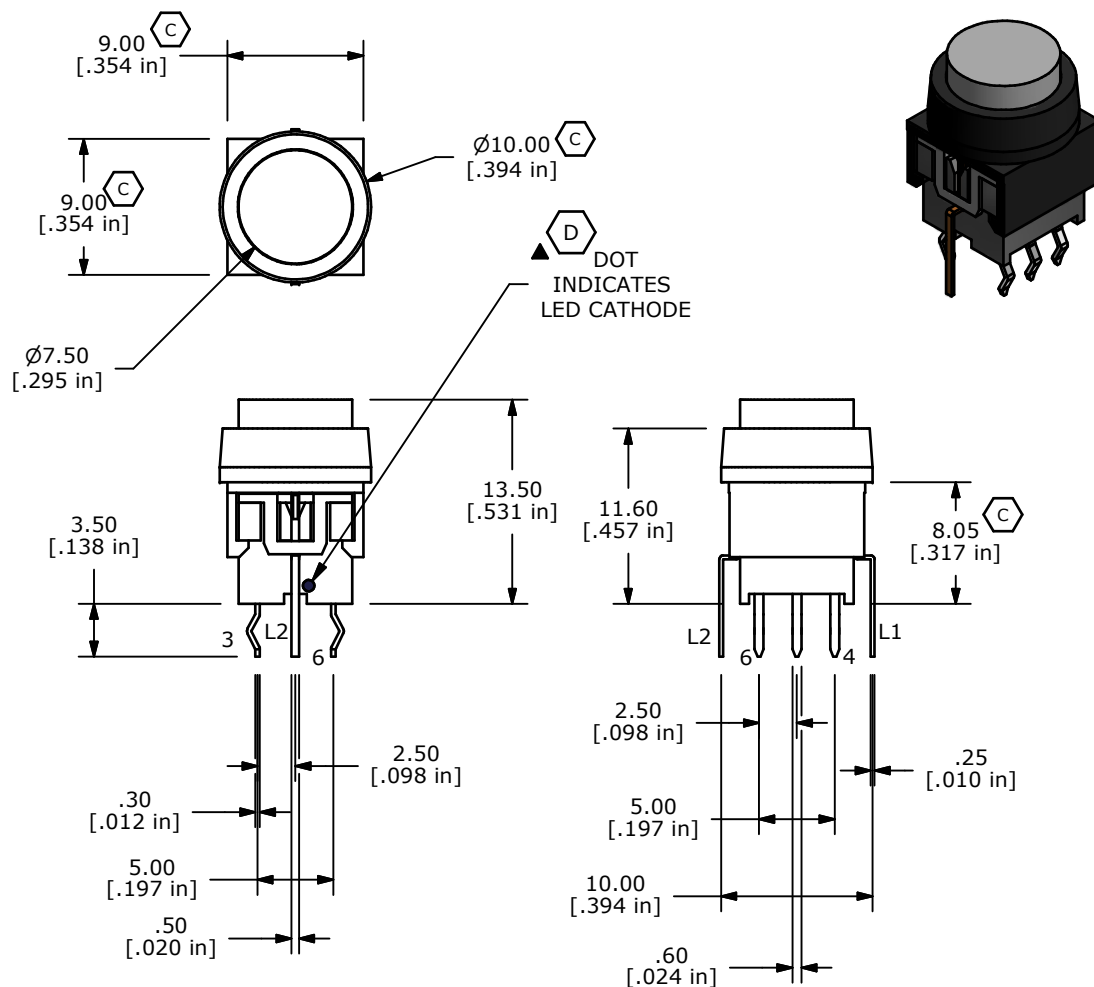


NOTES:

1. ALL DIMENSIONS IN MM [INCH]
2. GENERAL TOLERANCE: X.X=±0.4
X.XX=±0.25
3. TERMINAL NUMBERS FOR REF ONLY
4. CONTACT RATING: CURRENT: 100mA
VOLTAGE: 30 VDC
5. OPERATING LIFE: 50,000 MAKE-AND-BREAK CYCLES
6. INSULATION RESISTANCE: 500VDC, 100M OHM. MIN.
7. OPERATING FORCE: 250gf ± 100 GRAMS
8. OPERATING TEMP.: -20°C to 70°C
- ▲ 9. TRAVEL: MOMENTARY
1.50 ± 0.3mm FULL TRAVEL
10. CONTACT RESISTANCE: 50 m OHM. MAX.
11. ▲ DENOTES CRITICAL PARAMETER.
12. 2002/95/EC (ROHS) COMPLIANT
- ▲ 13. LED COLOR: YELLOW



LED SPECS	UNITS	YELLOW
FORWARD CURRENT	mA	20
FORWARD VOLTAGE @20mA	V	1.7-2.4
LUMINOUS INTENSITY @ 10mA	MCD	350

**E-SWITCH®**

D	20994	REMOVE "WHITE" FROM LED DOT NOTE	1/30/13	EBP
C	19602	DRAWING UPDATE	1/19/11	BGL
B	18414	PCB LAYOUT SECTION FIXED	2/19/09	BLR
A	18361	RELEASE FOR PRODUCTION	12/22/08	BLR
REV	PCR NO	DESCRIPTION	DATE	BY

THE INFORMATION CONTAINED IN THIS DOCUMENT IS PROPRIETARY
TO E-SWITCH AND IS NOT TO BE COPIED OR TRANSFERRED

TITLE LP40A1PBBTY

SCALE 2 = 1

DATE 2/19/2009

DR BLR

DWG B240019

REV D

Mouser Electronics

Authorized Distributor

Click to View Pricing, Inventory, Delivery & Lifecycle Information:

[E-Switch:](#)

[LP4OA1PBBTY](#)