




# KAP SERIES DIP SWITCH

ANTI-VANDAL SWITCHES  
 DETECTOR SWITCHES  
 DIP SWITCHES  
 KEYLOCK SWITCHES  
 NAVIGATION SWITCHES  
 PUSHBUTTON SWITCHES  
 ROCKER SWITCHES  
 ROTARY SWITCHES  
 SLIDE SWITCHES  
 SNAP ACTION SWITCHES  
 TACTILE SWITCHES  
 TOGGLE SWITCHES  
 CAP OPTIONS



## APPLICATIONS / MARKETS



**RoHS**

## SPECIFICATIONS

**Electrical Rating:** 100mA @ 50VDC Non-Switching  
 25mA @ 24VDC Switching  
**Life Expectancy:** 2,000 Cycles  
**Contact Resistance:** 100mΩ Max.  
**Insulation Resistance:** 100 MΩ Min. at 500VDC  
**Dielectric Strength:** 100VAC for 1 min.  
**Operating Temperature:** -20°C to 85°C  
**Storage Temperature:** -40°C to 85°C  
**Travel:** 2.0mm Typical  
**Contact Arrangement:** SPST each position

## FEATURES & BENEFITS

- Piano style through hole (PCB Pin) termination
- From 2 to 12 positions
- Top seal optional
- Tube packaging

## PART NUMBER CONFIGURATOR

P Series



KA

Model No.



P - Piano Type

Termination



1 - PC Pin

Circuit



1 - SPST

No. of Positions



02 - 2 positions  
 03 - 3 positions  
 04 - 4 positions  
 05 - 5 positions  
 06 - 6 positions  
 07 - 7 positions  
 08 - 8 positions  
 09 - 9 positions  
 10 - 10 positions  
 12 - 12 positions

Actuator



R - Recessed Actuator Top Side Off  
 E - Extended Actuator Top Side Off

Seal



None - Standard Unsealed  
 T - Top Tape Sealed

Switches are supplied in standard IC tubes with all poles in the "OFF" position

Specifications subject to change without notice 12.19.2017



**E-SWITCH®**

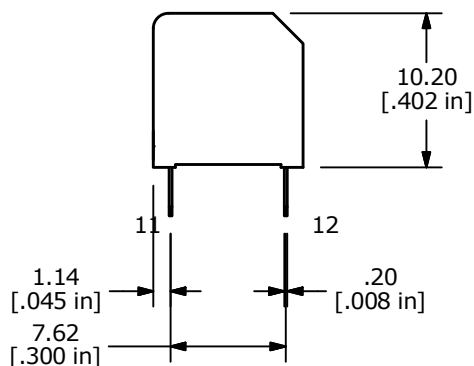
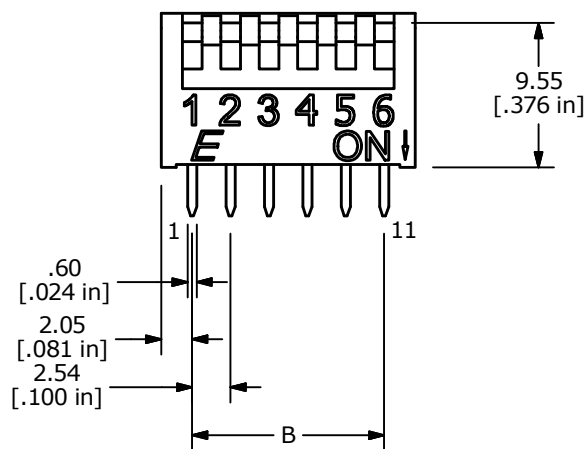
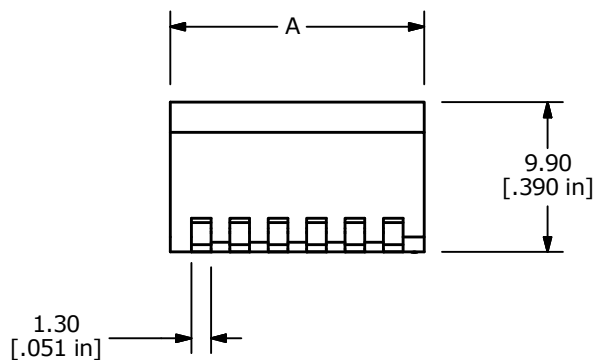
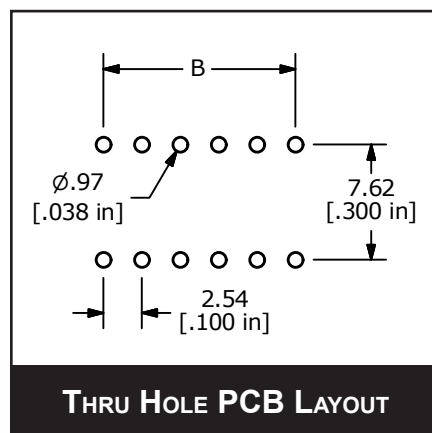
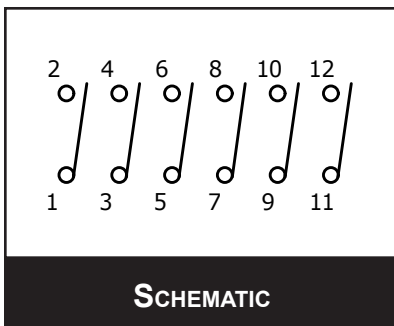
www.e-switch.com

800.867.2717

1

# KAP SERIES DIP SWITCH

## BODY DIMENSIONS/ POSITION OPTIONS



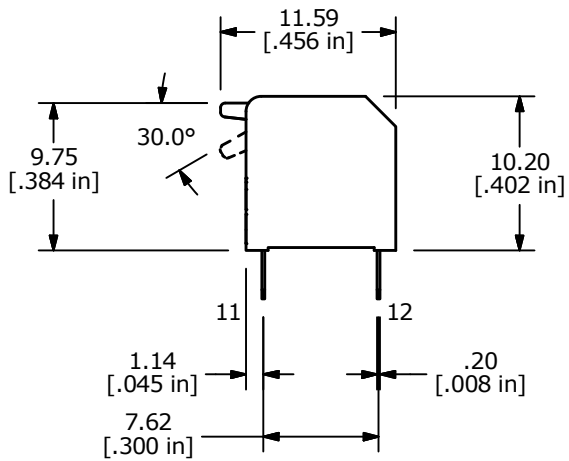
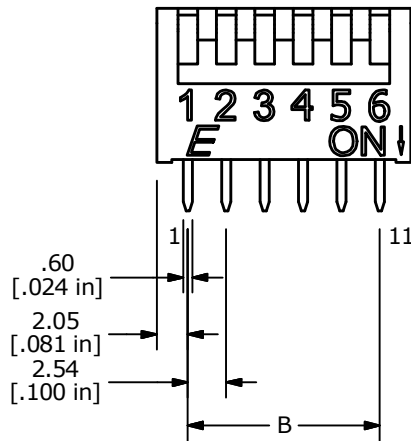
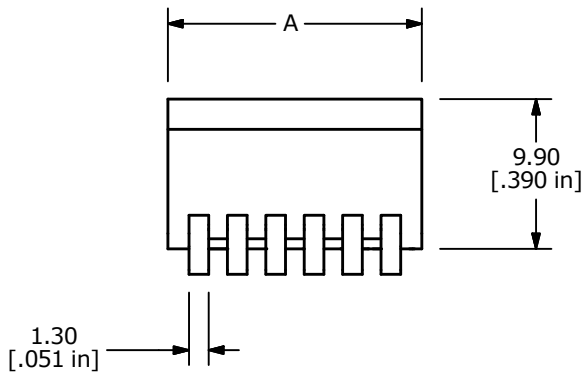
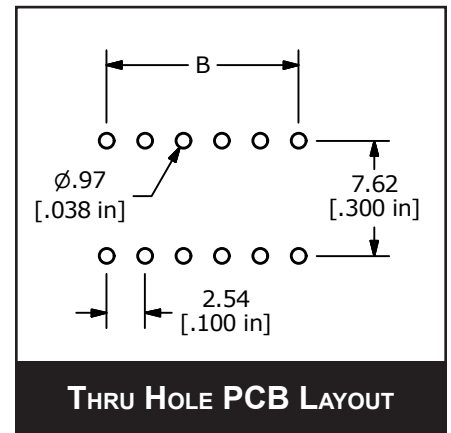
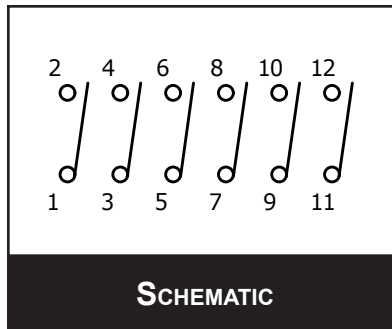
SHOWN WITH  
R - RECESSED ACTUATOR  
TOP SIDE OFF

POSITIONS	2	3	4	5	6	7	8	9	10	12
DIM A	6.64 [.261]	9.18 [.361]	11.72 [.461]	14.26 [.561]	16.8 [.661]	19.34 [.761]	21.88 [.861]	24.42 [.961]	26.96 [1.061]	32.04 [1.261]
DIM B	2.54 [.100]	5.08 [.200]	7.62 [.300]	10.16 [.400]	12.7 [.500]	15.24 [.600]	17.78 [.700]	20.32 [.800]	22.86 [.900]	27.94 [1.100]



# KAP SERIES DIP SWITCH

## BODY DIMENSIONS/ POSITION OPTIONS



SHOWN WITH  
E - EXTENDED ACTUATOR  
TOP SIDE OFF

POSITIONS	2	3	4	5	6	7	8	9	10	12
DIM A	6.64 [.261]	9.18 [.361]	11.72 [.461]	14.26 [.561]	16.8 [.661]	19.34 [.761]	21.88 [.861]	24.42 [.961]	26.96 [1.061]	32.04 [1.261]
DIM B	2.54 [.100]	5.08 [.200]	7.62 [.300]	10.16 [.400]	12.7 [.500]	15.24 [.600]	17.78 [.700]	20.32 [.800]	22.86 [.900]	27.94 [1.100]



# Mouser Electronics

Authorized Distributor

Click to View Pricing, Inventory, Delivery & Lifecycle Information:

[E-Switch:](#)

[KAP1102ET](#)