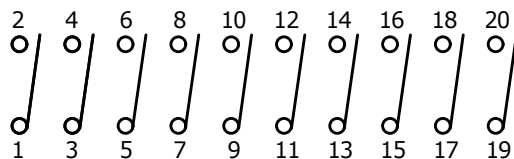
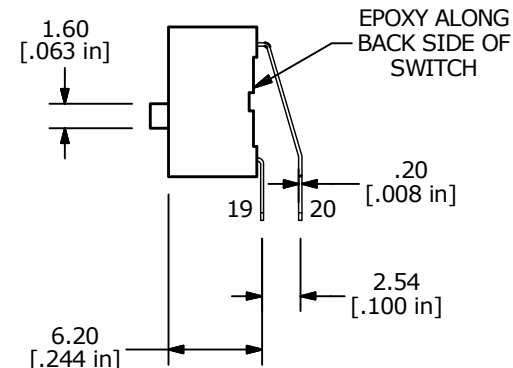
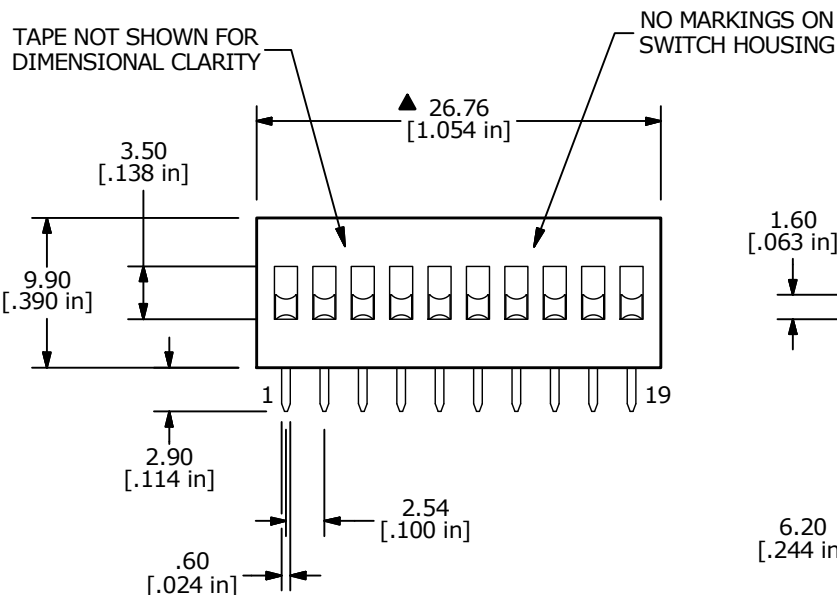


▲ TOP TAPE SEAL



▲ CIRCUIT - 10 POSITION



NOTE:

1. ALL DIMENSIONS IN MM [INCH]
2. GENERAL TOLERANCE: X.X = ±0.4  
X.XX = ±0.25
3. TERMINAL NUMBERS FOR REF ONLY
4. PLATING MATERIAL: GOLD
5. RATING: SWITCH: 25mA @ 24VDC  
CARRY: 100mA @ 50VDC
6. OPERATING LIFE: 2,000 CYCLES, EACH CIRCUIT
7. INSULATION RESISTANCE: 100 MΩ min. @ 500VDC
8. DIELECTRIC STRENGTH: 500 V RMS @SEA LEVEL.
9. OPERATING FORCE: 1,000gf MAX.
10. OPERATING TEMP: -40°C to 85°C
11. CONTACT RESISTANCE: INITIAL: 50m Ω TYP. @ 2-4VDC @ 100mA
- ▲ 12. PART SUPPLIED WITH ALL POLES IN THE "OFF" POSITION.
13. ▲ DENOTES CRITICAL PARAMETER.
14. 2011/65/EU (ROHS) COMPLIANT



|     |        |                                        |          |    |
|-----|--------|----------------------------------------|----------|----|
| C   | 23120  | Redrawn, New Switch Body, title update | 11/28/17 | MW |
| B   | 17798  | CHANGED CONTACT MATERIAL               | 10/22/07 | BF |
| REV | PCR NO | DESCRIPTION                            | DATE     | BY |

|                                      |            |    |         |     |
|--------------------------------------|------------|----|---------|-----|
| TITLE KAS2110ET SPECIAL (NO MARKING) |            |    |         |     |
| SCALE                                | DATE       | DR | DWG     | REV |
| 2:1                                  | 11/28/2017 | MW | N311055 | C   |

THE INFORMATION CONTAINED IN THIS DOCUMENT IS PROPRIETARY TO E-SWITCH AND IS NOT TO BE COPIED OR TRANSFERRED

# Mouser Electronics

Authorized Distributor

Click to View Pricing, Inventory, Delivery & Lifecycle Information:

[E-Switch:](#)

[KAS2110ET](#)