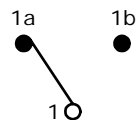


RECOMMENDED PANEL MOUNTING

PANEL THICKNESS	X
0.75-1.25	19.20-19.30
1.25-2.00	19.30-19.40
2.00-3.00	19.50-19.60

SWITCH FUNCTION		
POS. 1	POS. 2	POS. 3
(ON)	OFF	(ON)
(1a-1)	NONE	(1-1b)

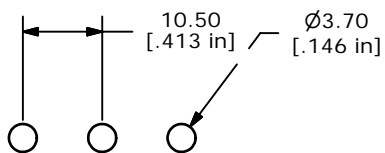
MOMENTARY=(ON)



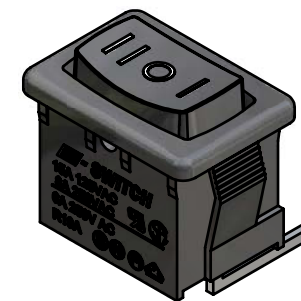
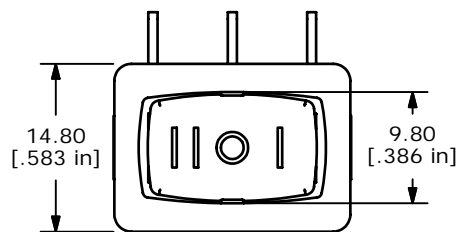
CURCUIT: SPDT

NOTES:

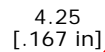
1. ALL DIMENSIONS IN MM [INCH]
2. GENERAL TOLERANCE: X.X=±0.4
X.XX=±0.25
3. TERM. NOS. FOR REF. ONLY
4. RATING: 15A @125VAC;
8A @250VAC.
- ▲5. LAMP VOLTAGE: NO LAMP
6. MATERIAL:
CONTACT SURFACE: SILVER ALLOY
TERMINAL: COPPER ALLOY w/SILVER PLATE
7. ELECTRICAL LIFE: 10,000 CYCLES
8. CONTACT RESISTANCE: <20 MILLI-OHMS INITIAL
9. DIELECTRIC STRENGTH: >1,500V AC 1 MIN
10. ▲DENOTES CRITICAL PARAMETER.



PC MOUNTING

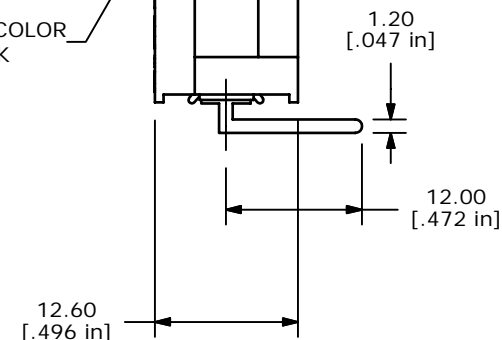


OBSOLETE
 November 2017
 PCR 23115



BLACK
ADJUSTOR

HOUSING COLOR
BLACK



E-SWITCH®

REV	PCR NO	DESCRIPTION	DATE	BY
B	15573	CHANGED MARKING ORIENTATION	12/1/05	PH
A	15444	RELEASED FOR PRODUCTION	10/25/05	PH

TITLE R1966IBLKBLKBR				
SCALE 1.5:1	DATE 10/25/2005	DR PH	DWG M302423	REV B

THE INFORMATION CONTAINED IN THIS DOCUMENT IS PROPRIETARY TO E-SWITCH AND IS NOT TO BE COPIED OR TRANSFERRED

Mouser Electronics

Authorized Distributor

Click to View Pricing, Inventory, Delivery & Lifecycle Information:

[E-Switch:](#)

[R1966IBLKBLKBR](#)