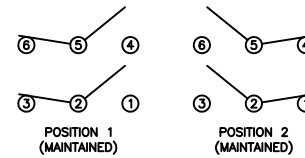


SCHEMATIC



SPECIFICATIONS

FUNCTION:
2P2T ON-ON

RATINGS:
ANSI/UL 1054 and CAN/CSA C22.2 No. 55 (E194579):
20A 125VAC [UR, cUR]
16A 125VAC 1/4HP [cURus]
16A 250VAC 1/4HP [cURus]
6.9A 250VAC 3/4HP [cURus]

ANSI/UL 1054 (233821):
16A 125VAC 1/4HP [CSAus]
16A 250VAC 1/4HP [CSAus]

EN 61058-1:2002 and DIN/VDE 0630-1:2003-03 (40017928):
16(8) 250V~ T125/55 1E4 [ENEC10, VDE]
10(2) 250V~ T125/55 5E4 [ENEC10, VDE]
16(4) 250V~ T125/55 1E4 [ENEC10, VDE]

CONTACT RESISTANCE:
Initial: 20mΩ Max.

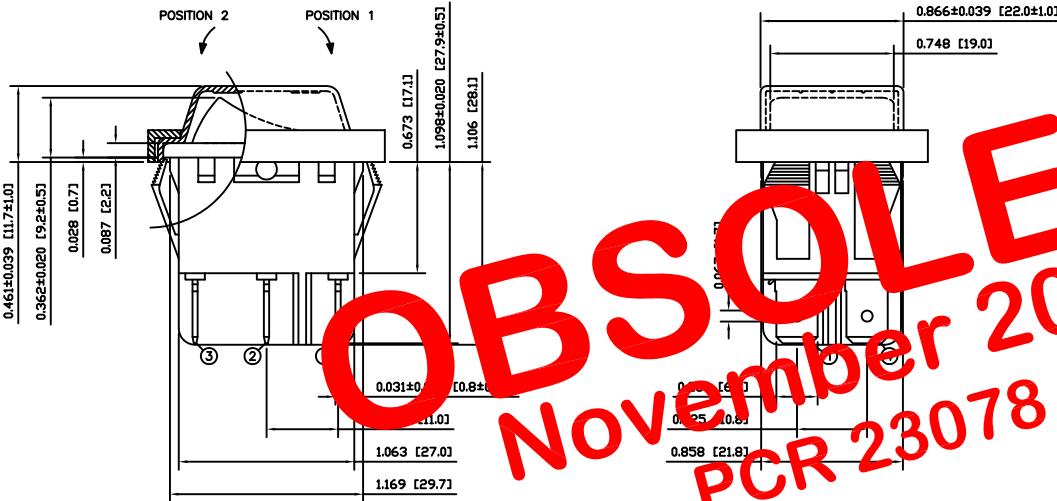
INSULATION RESISTANCE:
100MΩ Min. at 500VDC

DIELECTRIC STRENGTH:
1,000VAC For 1 Minute

ELECTRICAL LIFE:
6,000 Cycles [cURus, CSAus]
10,000 Cycles [ENEC10, VDE: 16(8)A 250V~]
50,000 Cycles [ENEC10, VDE: 10(2)A 250V~]

TEMPERATURE:
-20°C to 65°C [cURus]
-20°C to 125°C [ENEC10, VDE]

APPROVALS:



OBSOLETE
 November 2017
 PCR 23078

COLORS AND MARKINGS

BODY:
Black

ACTUATOR:
Black

MARKING:
None

MARKING COLOR:
None

FRAME:
Black

MATERIALS

BODY:
Polyamide 6/6 (PA66), UL94 V-2

ACTUATOR:
Polyamide 6/6 (PA66), UL94 V-2

SPRING:
Plano Wire

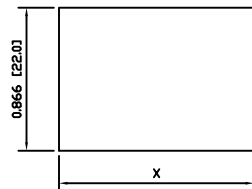
CONTACTS:
Silver Alloy

TERMINALS:
Silver Plated Copper
Silver Plated Brass

CAP:
Polyvinyl Chloride (PVC)

FRAME:
Polyamide 6/6 (PA66), UL94 V-2

SUGGESTED PANEL CUTOUT



PANEL THICKNESS	X
0.030~0.049 [0.75~1.25]	1.189 [30.2]
0.049~0.079 [1.25~2.00]	1.200 [30.5]

ACTUATOR	A	09/07/06	CAB
BODY	A	09/07/06	CAB
COLORS	A	09/08/25	CAB
MATERIALS	A	09/07/06	CAB
SPECIFICATIONS	A	09/07/02	CAB
REFERENCE	REV.	DATE	BY

THE INFORMATION CONTAINED IN THIS DOCUMENT IS PROPRIETARY TO E-SWITCH AND IS NOT TO BE COPIED OR TRANSFERRED

B	UPDATE DESCRIPTION	20363	12/22/11	BMA
A	INITIAL RELEASE	18893	09/07/06	CAB
REV.	DESCRIPTION	PCR	DATE	DRAWN BY

DIMENSIONS	
INCHES [MILLIMETERS]	
GENERAL TOLERANCES	
±0.008 [±0.2] / ±1'	
SCALE	PROJECTION
DRAWING NOT TO SCALE	1st Angle

E-SWITCH

LAMB INDUSTRIES

TITLE
RB24GD1100ACCF021

ITEM NUMBER	DATE	REVISION
14-RB2S00095	FEBRUARY 22, 2010	B

Mouser Electronics

Authorized Distributor

Click to View Pricing, Inventory, Delivery & Lifecycle Information:

[E-Switch:](#)

[RB24GD1100/ACC-F02-1](#)