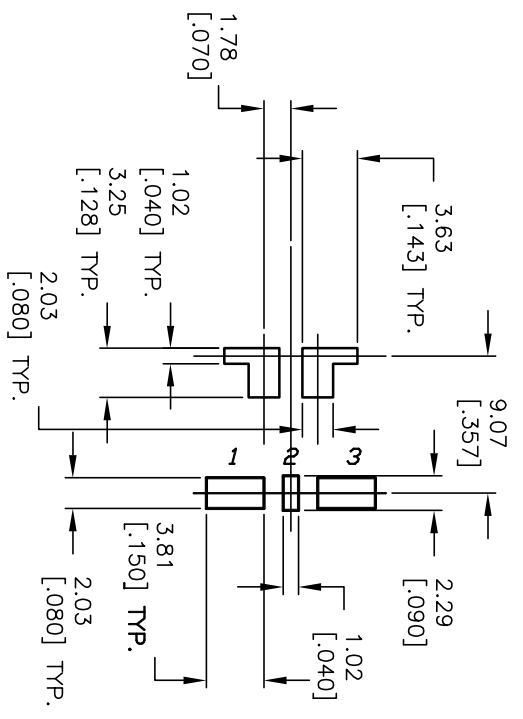
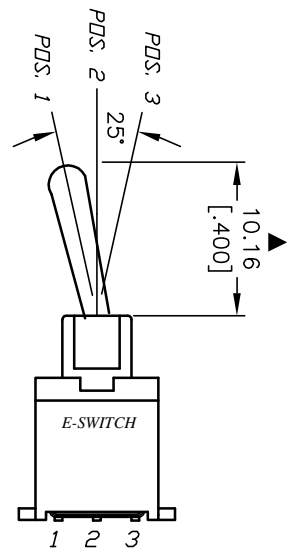


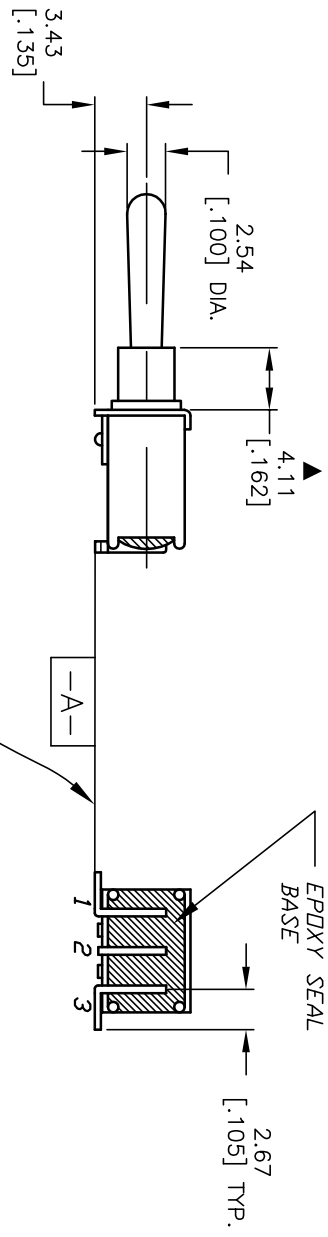
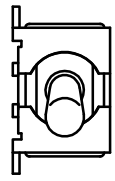
CIRCUIT: SPDT

CONTACT CONFIGURATION

SWITCH FUNCTION		
PDS. 1	PDS. 2	PDS. 3
DN	NONE	DN
2-3	DPEN	2-1



RECOMMEND MOUNTING LAYOUT



COPLANAR WITHIN 0.10 [.004] TOTAL.

NOTES:

1. ALL DIMENSIONS IN MM [INCH]
2. GENERAL TOLERANCE: 0.0=±0.4
0.00=±0.25
3. TERM. NOS. FOR REF. ONLY
4. CONTACT RATING: 0.4 VA max. @20 VAC or DC max.
5. FIXED TERMINAL & MOVING CONTACT: Cu alloy w/Au plate over Ni plate.
6. ELECTRICAL LIFE: 50,000 make-and-break cycle at full load.
7. DIELECTRIC STRENGTH: 1,000 V RMS @sea level.
8. OPERATING TEMP.: -30°C to 85°C
9. PACKAGING: TAPE AND REEL
10. ▲ DENOTES CRITICAL PARAMETER.

REV. A	13354	RELEASED FOR PRODUCTION	8/7/03	AR
ECN No.	DESCRIPTION		DATE	CHKD

TITLE		SCALE	DATE	DR	DWG	REV
200BWMSP1T1A1SM6RE		2:1	8/7/03	AR	T833024	A



THE INFORMATION CONTAINED IN THIS DOCUMENT IS PROPRIETARY TO E-SWITCH AND IS NOT TO BE COPIED OR TRANSFERRED

Mouser Electronics

Authorized Distributor

Click to View Pricing, Inventory, Delivery & Lifecycle Information:

[E-Switch:](#)

[200BWMSP1T1A1SM6RE](#)