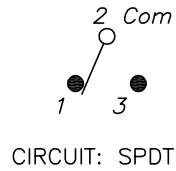


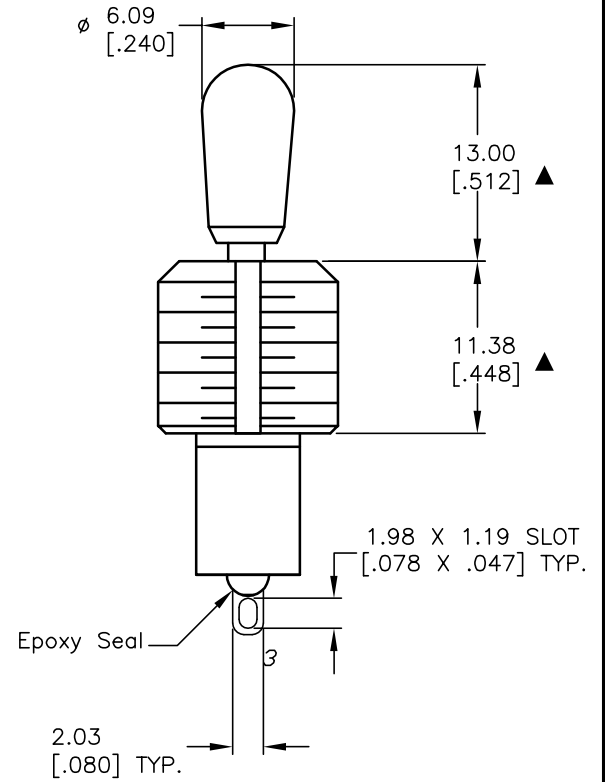
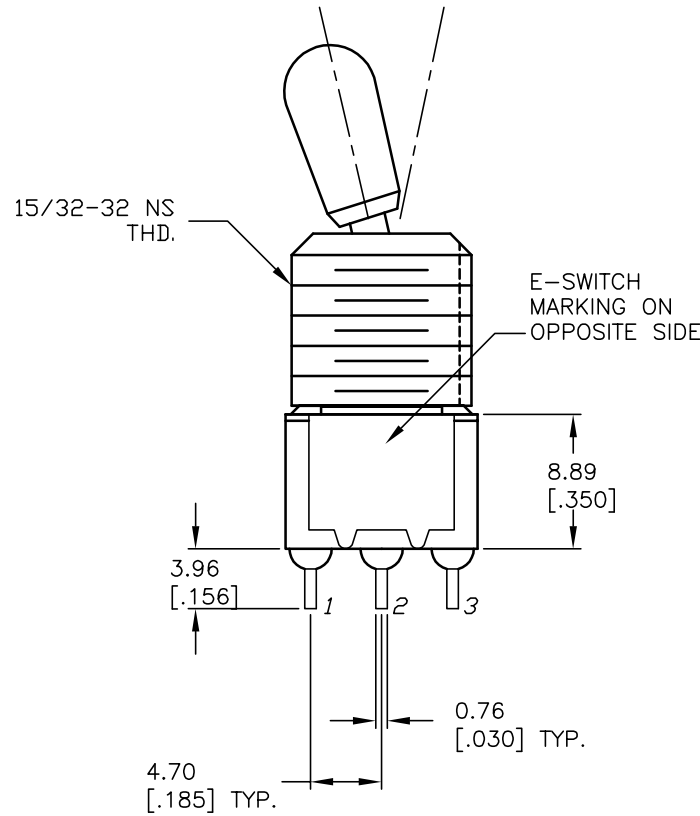
PDS. 1 PDS. 2



▲ SWITCH FUNCTION		
PDS. 1	PDS. 2	PDS. 3
ON	NONE	<ON>
2-3	OPEN	2-1

NOTES:

- ALL DIMENSIONS IN MM [INCH]
- GENERAL TOLERANCE: X.X=±0.4
X.XX=±0.25
- TERM. NOS. FOR REF. ONLY
- RATING: 5A @120VAC OR 28VDC;
2A @250VAC
- FIXED TERM. & MOVING CONTACT;
Copper ALLOY W/Silver plate.
- ELECTRICAL LIFE: 50,000 make-and-break cycles at full load.
- INSULATION RESISTANCE: 1,000M ohm min.
- DIELECTRIC STRENGTH: 1000V RMS @sea level
- OPERATING TEMP.: -30°C to 85°C
- ▲ DENOTES CRITICAL PARAMETER.



E-SWITCH®

TITLE		100SP2T7B13M1QE			
SCALE	DATE	DR	DWG	REV	
2:1	5/9/03	AR	T112023	B	

THE INFORMATION CONTAINED IN THIS DOCUMENT IS PROPRIETARY TO E-SWITCH AND IS NOT TO BE COPIED OR TRANSFERRED

Mouser Electronics

Authorized Distributor

Click to View Pricing, Inventory, Delivery & Lifecycle Information:

[E-Switch:](#)

[100SP2T7B13M1QE](#)